

International Journal of

**Economic Policy
in Emerging
Economies**

International Journal of Economic Policy in Emerging Economies

2020 Vol.13 No.3

Pages	Title and author(s)
195-208	<u>Financial sector development and economic growth: a co-integration analysis for ASEAN countries</u> Rana Muhammad Adeel-Farooq; Nor'Aznin Abu Bakar; Jimoh Olajide Raji DOI: 10.1504/IJEPPE.2020.109056
209-224	<u>Labour market flexibility, distance to frontier and human capital accumulation: evidence from developing countries</u> Deniz Güvercin DOI: 10.1504/IJEPPE.2020.109049
225-243	<u>Safe haven and performance of extension-Markowitz portfolio on Indonesian ethical investments</u> Robiyanto Robiyanto; Bayu Adi Nugroho; Andreas Lako DOI: 10.1504/IJEPPE.2020.109050
244-255	<u>The lead underwriter reputation and underpricing: study of company's IPO in Indonesia</u> Bandi; Wahyu Widarjo; Irwan Trinugroho DOI: 10.1504/IJEPPE.2020.109051
256-272	<u>Bank funding and liquidity in an emerging market</u> Van Dan Dang DOI: 10.1504/IJEPPE.2020.109054
273-285	<u>Consumer behaviours on the luxury goods market in Poland</u> Bogdan Mróz DOI: 10.1504/IJEPPE.2020.109046
286-301	<u>Long run analysis of tourism and economic growth in Nigeria</u> Clement A.U. Ighodaro; Abidemi C. Adegboye DOI: 10.1504/IJEPPE.2020.109047

Editor

- **Sergi**, Bruno S., University of Messina, Italy
(bsergi@unime.it)

Managing Editor

- **Trinugroho**, Irwan, Universitas Sebelas Maret (UNS), Indonesia

Associate Editors

- **Balashova**, Svetlana, Peoples' Friendship University of Russia (RUDN University), Russian Federation
- **Tiwari**, Aviral Kumar, Rajagiri Business School, India
- **Volgina**, Natalia, Peoples' Friendship University of Russia (RUDN University), Russian Federation

Editorial Board Members

- **Andreff**, Wladimir, Université Paris 1 Pantheon Sorbonne, France
- **Chawluk**, Antoni, University of Oxford, UK
- **Chetvernina**, Tatiana, State University Higher School of Economics, Russian Federation
- **Courakis**, Anthony S., Permanent Delegation of Greece to the OECD, France
- **Fuentes García**, Fernando J., University of Córdoba, Spain
- **Galgoczi**, Bela, European Trade Union Institute, Belgium
- **Högselius**, Per, Lund University, Sweden
- **Inotai**, András, Hungarian Academy of Sciences, Hungary
- **Isachenko**, Tatiana M., Moscow State Institute of International Relations (MGIMO), Russian Federation
- **Jaber**, Khalifa Hmood, Al Falah University, United Arab Emirates
- **Jena**, Pabitra Kumar, Shri Mata Vaishno Devi University, India
- **Kernohan**, David, Middlesex University Business School, UK
- **Korpysa**, Jarosław, University of Szczecin, Poland
- **Limosani**, Michele, University of Messina, Italy
- **Mallick**, Sushanta, Queen Mary, University of London, UK
- **Matousek**, Roman, Nottingham University, UK
- **Navarra**, Pietro, University of Messina, Italy
- **O'Sullivan**, Patrick, Grenoble School of Management, France
- **Petrevski**, Goran, Ss. Cyril and Methodius University, Macedonia, F.Y.R.
- **Popkova**, Elena G., Moscow State Institute of International Relations, Russian Federation
- **Sawyer**, W. Charles, Texas Christian University, USA
- **Sengenberger**, Werner, 7 Les Collines de Pitegny, France
- **Šević**, Željko, Universiti Utara Malaysia, Malaysia
- **Sironi**, Emiliano, Catholic University of the Sacred Heart - Milan, Italy
- **Soufani**, Khaled, University of Cambridge, UK

- **Stefanov**, Stefan, New Bulgarian University , Bulgaria
- **Sutela**, Pekka, Institute for Economies in Transition (BOFIT), Finland
- **Tikhomirov**, Vladimir, UralSib Finance Corporation, Russian Federation
- **Vinokurov**, Evgeny, Eurasian Development Bank, Kazakhstan
- **Walter**, Ingo, New York University, USA
- **Yakovlev**, Andrei, State University - Higher School of Economics, Russian Federation

The lead underwriter reputation and underpricing: study of company's IPO in Indonesia

Bandi*, Wahyu Widarjo and Irwan Trinugroho

Faculty of Economics and Business,
Universitas Sebelas Maret,
Jl. Ir. Sutami No. 36A, Kentingan, Surakarta, Indonesia
Email: bandi@staff.uns.ac.id
Email: wahyu_widarjo@yahoo.com
Email: irwan.trinugroho@gmail.com
*Corresponding author

Abstract: We analyse the effect of lead underwriter reputation on underpricing during initial public offering (IPO) in the Indonesia Stock Exchange. This study predicts that companies using reputable lead underwriter will have a low level of underpricing. We analyse 163 companies that conduct an IPO from 2010 to 2017. The analysis results show that the reputation of a lead underwriter has a negative and significant effect on underpricing. This finding has an implication in the selection of underwriter during the IPO. For companies, underpricing is considered as the cost of capital. The higher the level of underpricing, the higher is the cost of capital in the IPO. This means that the funds collected by the firm during IPO are not optimal. Therefore, the findings of this study could be considered in determining the lead underwriter during the IPO.

Keywords: lead underwriter reputation; underpricing; initial public offerings; IPOs; Indonesia.

Reference to this paper should be made as follows: Bandi, Widarjo, W. and Trinugroho, I. (2020) 'The lead underwriter reputation and underpricing: study of company's IPO in Indonesia', *Int. J. Economic Policy in Emerging Economies*, Vol. 13, No. 3, pp.244–255.

Biographical notes: Bandi is an Associate Professor in Financial Accounting at the Faculty of Economics and Business, Universitas Sebelas Maret, Indonesia. He holds a Doctoral degree from the Universitas Diponegoro, Indonesia. He has published a number of papers in reputed journals including *International of Journal of Business and Society*, *International Journal of Learning and Intellectual Capital* and *Global Business Review*.

Wahyu Widarjo is an Assistant Professor in Financial Accounting at the Faculty of Economics and Business, Universitas Sebelas Maret, Indonesia. He holds a Doctoral degree from the Universitas Sebelas Maret, Indonesia. He has published a number of papers in reputed journals including *International of Journal of Business and Society*, *International Journal of Learning and Intellectual Capital*, *Journal of International Studies* and *Global Business Review*.

Irwan Trinugroho is an Associate Professor in Finance at the Faculty of Economics and Business, Universitas Sebelas Maret. He graduated with a PhD from the University of Limoges, France. He has published a number of papers in reputed journals including *Journal of Financial Stability*, *Global Finance Journal*, *Research in International Business and Finance*, *British Accounting Review*, *Borsa Istanbul Review* and *Emerging Markets Finance and Trade*.

1 Introduction

The underpricing phenomenon during initial public offering (IPO) is one of the capital market anomalies that are concerned by academics from various countries in the world. Previous researchers have analysed the causative factors of underpricing using several approaches, namely the adverse selection approach, principal-agent, signalling and heterodox explanation (see Anderson et al., 1995; Ritter and Welch, 2002; Agrawal, 2009). Several theories have been documented by researchers, such as winner's curse theory (Rock, 1986), principal-agent model (Baron, 1982), the signalling model (Allen and Faulhaber, 1989), and lawsuit avoidance theory (Tinic, 1988). However, the results of the literature review of Jenkinson and Ljungqvist (2001) and Ritter and Welch (2002) show that the proof of these theories is not conclusive, especially in Southeast Asia (Amer and Ahmad-Zaluki, 2016). Therefore, further analysis of the underpricing phenomenon in Southeast Asia is needed, especially in developing countries such as Indonesia.

In the context of underpricing, Indonesia is one of the countries with a high level of underpricing. Empirical evidence from previous studies shows that the average level of underpricing in Indonesia is around 20% to 30% (Yolana and Martani, 2005; Gumanti and Niagara, 2006; Widiyanti and Kusuma, 2013). Widarjo et al. (2017) show that the average level of underpricing in Indonesia in 2000–2014 (excluding 2008 and 2009) is 33%. Several studies in Indonesia have shown empirical evidence on the factors that influence underpricing, such as ownership retention, auditor quality, corporate governance mechanism and voluntary disclosure (Yolana and Martani, 2005; Widiyanti and Kusuma, 2013; Darmadi and Gunawan, 2013; Widarjo and Bandi, 2018). However, research that focuses on underwriter reputation, especially lead underwriter, is still limited. Therefore, this study aims to provide empirical evidence on the relationship between lead underwriter reputation with underpricing in developing countries by implementing alternative measurement for reputation and underpricing.

This research focuses on the lead underwriter reputation as an important factor influencing underpricing level in Indonesia based on several arguments. First, in Indonesia, the company's IPO is generally guaranteed by several underwriters. Lead underwriter is appointed by these underwriters and has a responsibility to manage the IPO (for example, preparing a prospectus, doing book building and selling all shares). Therefore, the lead underwriter is one of the main 'actors' during the IPO. Besides, the lead underwriter generally has a greater portion of guarantees than other underwriters. This condition causes the lead underwriter to have a higher risk because if the offered shares are not sold, the underwriter is obliged to buy the shares. This is in line with full commitment agreement in underwriting which is commonly implemented in Indonesia. Also, a reputable lead underwriter will try to maintain their image and market share by succeeding in the company's guaranteed IPO. The indicators of IPO success are, among others, all shares were sold and low-level underpricing.

Second, the literature shows that the use of reputable lead underwriter is an effective signalling mechanism in reducing information asymmetry in the market (Su and Brookfield, 2013; Sundarasan et al., 2017; Kim and Hwang, 2018). Carter and Manaster research (1990), Megginson and Weiss (1991), Bruton et al. (2009) and Bansal and Khanna (2013) have proven that underwriter reputation has a negative effect on underpricing level and has a positive effect on the company's long-term performance.

Third, most research on underwriter reputation in Indonesia uses the underwriter ranking method developed by Carter and Manaster (1990) using guarantee frequency as a basis for reputation measurement (see Prawestri and Indrasari, 2014; Murtini, 2015; Putra and Sudjarni, 2017), while the research that uses guarantee value as a basis for measuring reputation is still limited. Fourth, in 2018, the Indonesia Stock Exchange was ranked 10th in the global IPO. In that year, there were 55 new companies listed on the IDX, or 4% of the total IPO worldwide (Nabhani, 2019). This indicates the increasing interest of companies in Indonesia for IPO. The increase of company interest in IPOs is strengthened by the incentive of 5% reduction of income tax for issuers with a minimum public share of 40% (Hidayat, 2019).

This study provides several contributions to the IPO literature. First, this research adds literature in the research focuses on IPO in developing countries, to reduce the research gap in developed and developing countries. This research is conducted in developing countries which have high IPO interest and a relatively high level of underpricing so that it can provide benefit for IPO stakeholders, especially companies that will conduct an IPO. Second, this study uses market share method of guarantee value as an alternative measurement of underwriter reputation, which is different from previous research that uses guarantee frequency. Furthermore, we also conduct principal component analysis by combining three reputation indicators (value-based reputation, volume and underwriting frequency) into one component. The formed new component score is a composite score which calculated from the linear combination of the three lead underwriter reputation indicators. We also use an alternative method to measure underpricing using initial returns adjusted to market returns. By using these alternative measurements, it is expected that a more accurate estimation can be obtained. The next section in this paper discusses the theory and hypothesis formulation, followed by research methods and analysis results. The conclusions and implication of the study are explained at the end of this paper.

2 Literature review and hypothesis

The literature shows that information asymmetry is the main factor that causes underpricing during IPO (Ritter and Welch, 2002; Hanley and Hoberg, 2012; Bottazzi and Da Rin, 2016). Additionally, information asymmetry is one of the most researched topics, including in Indonesia, both empirically and theoretically (Ljungqvist, 2007). Information asymmetry during IPO is not only occurred among investors (informed and uninformed investor) but can also occur between a company (issuer) and its underwriters (Baron, 1982; Rock, 1986; Welch, 1989). In this context, the issuer has the best information about the quality and prospects of the company in the future. Underwriters have better information about market conditions and the needs of potential investors. On the other hand, potential investors only have limited information about the quality and prospects of the company.

The limited information owned by prospective investors about the quality and prospects of the company can result in a lower price of the company's stock in the secondary market. Underpricing is a cost of capital for company owners which commonly called 'money left on the table' (Singh and Van der Zahn, 2007, Ritter, 2015). In this context, lead underwriter as representative of all underwriters has an important role in the IPO process to communicate the quality and prospects of the company to

potential investors in the capital market. A highly reputable lead underwriter will maintain market share and reputation when making guarantees for a company. Based on their expertise and experience, lead underwriter will make every effort to succeed in the IPO of the guaranteed company. The low level of underpricing is one indicator of the success of underwriter in the IPO of a company. Therefore, companies will choose reputable lead underwriter to reduce the level of underpricing.

The use of highly reputable underwriter in the IPO process can have a positive impact on the perception of potential investors about company quality (Certo et al., 2001; Su and Brookfield, 2013). Furthermore, Chen and Mohan (2002) state that high-quality companies will provide a signal of company quality by hiring highly reputable underwriter. This argument is supported by several studies which provide evidence of the negative effect of underwriter reputation on underpricing (Carter and Manaster, 1990; Bruton et al., 2009; Bansal and Khanna, 2013; Sundarasan et al., 2017). Based on the theoretical literature and the results of previous research, we formulate the following hypothesis:

H1 Lead underwriter reputation has a negative effect on underpricing.

3 Research method

3.1 Data and sample

The samples consist of companies which conducted IPO in Indonesia Stock Exchange from 2010 to 2017. The data are extracted from company IPO prospectus and stock price reports obtained from the Indonesia Stock Exchange website, company website, and the Investment Gallery of the Faculty of Economics and Business, Universitas Sebelas Maret.

3.2 Empirical model

In testing the effect of lead underwriter's reputation on underpricing, estimates are determined based on the following model:

$$\text{UNDP}_{it} = \alpha + \beta_1 \text{UDWREP}_{it} + \beta_2 \text{LnSIZE}_{it} + \beta_3 \text{LnAGE}_{it} + \beta_4 \text{AFFILIATION}_{it} + \beta_5 \text{ROA}_{it} + \beta_6 \text{AUDITOR}_{it} + e_{it}$$

The dependent variable is underpricing (UNDP), measured using initial returns which are adjusted to market returns. We consider that this measurement reflects the returns obtained by investors better than the company's initial returns which are not adjusted to market returns. From the investor perspective, a high initial IPO return is not necessarily comparable to the obtainable return from investing in other company at the same time.

The main explanatory variable is the lead underwriter reputation (UDWREP) measured using the market share of the lead underwriter based on the underwriting value in the previous one-year period. This measurement is considered better than the underwriter reputation that commonly used by the researcher in Indonesia, namely the ranking method developed by Carter and Manaster (1990). There are at least two arguments that can explain the advantages of the market share method compared to the ranking method which commonly used by previous researchers:

- 1 The market share reflects the development of underwriter's rank that fluctuates every year.
- 2 The market share data is on a ratio scale, not nominal or ordinal scale like underwriter reputation data in previous research which is a categorical variable (dummy).

The literature shows that there are several important factors beside underwriter that affect on underpricing (see Kirkulak and Davis, 2005; Albring et al., 2007; Chang et al., 2008; Tian, 2011; Razafindrambinina and Kwan, 2013). Therefore, this study uses several control variables, namely: the number of assets (ASSET), the age of the company (AGE), lead underwriter's affiliation with the issuer, return on asset (ROA) and auditor reputation (AUDIT). To reduce extreme data variance, we transform the value of total assets into natural logarithms form. Description and measurement of the research variables are presented in Table 1.

Table 1 Description and variable measurement

<i>Variable</i>	<i>Description</i>
UNDP	<p>Underpricing (UNDP) is the difference between the offering price of shares during the IPO and the closing price of shares on the first day in the capital market. Underpricing is proxied by initial return (IR) which is adjusted to market return (MR) on the first day of trading in the stock exchange. The value of this variable is calculated using the following formula:</p> $\text{UNDP} = \text{IR} - \text{MR}$ <p>where</p> $\text{IR} = \frac{P1 - P0}{P0}$ $\text{MR} = \frac{\text{Composite stock price index } t - \text{Composite stock price index } t-1}{\text{Composite stock price index } t}$
UDWREP	<p>Lead underwriter reputation is measured using the market share of lead underwriters based on the underwriting value in the previous one-year period. The value of this variable is calculated using the following formula:</p> $\text{UDWREP}_{it} = \frac{\text{Underwriting value } t-1}{\text{The total value of IPO companies } t-1}$ <p>If there is more than one lead underwriter, the highest underwriting portion is chosen from all lead underwriters.</p>
LnSIZE	Natural logarithm of company assets (in rupiah).
AGE	Number of years since the company was founded up to the IPO.
AFFILIATION	Indicator variable (dummy); the sample company is given a score of 1 if it has an affiliation with the lead underwriter and a score of 0 if there is no affiliation with the underwriter.
ROA	Return on asset was calculated by dividing year-end net income by total asset.
AUDITOR	Indicator variable (dummy); the sample company is given a score of 1 if audited by auditor who affiliate with the big four and a score of 0 if audited by auditor who does not affiliate with the big four.

4 Results and discussion

Table 2 shows descriptive statistics of all research variables. The maximum value of the underpricing variable is 0.710 with an average value of 0.237. This statistic shows that the cost of capital in the IPO in Indonesia is still relatively high. The average value of underpricing seems lower when compared with the results of previous research (see Widarjo et al., 2017). It is caused by the difference in underpricing measurement methods. In previous studies, underpricing is measured using initial return, whereas in this study underpricing is measured using initial return which is adjusted to the market return. Furthermore, the average value of lead underwriter reputation variables is 0.038 with the minimum value of 0.000 and the maximum value of 0.240. This statistic shows that the appointment or selection of lead underwriters for IPO is not concentrated in certain underwriters.

Table 2 Descriptive statistics

	<i>Min.</i>	<i>Max.</i>	<i>Mean</i>	<i>Std. dev.</i>
UNDP	-1.000	0.710	0.237	0.280
UDWREP	0.000	0.240	0.038	0.051
SIZE	11.447	24,846.516	2,201.864	3,572.340
AGE	1.000	90.000	19.728	15.318
AFFILIATION	0.000	1.000	0.094	0.293
ROA	-0.320	0.510	0.065	0.096
AUDITOR	0.000	1.000	0.252	0.435

Note: The value of SIZE is expressed in billions of rupiah.

Correlation analysis in Table 3 shows that the highest correlation coefficient between independent variables is 0.211, which is the correlation between the lead underwriter reputation (UDWREP) and auditor reputation (AUDITOR). The value of the correlation coefficient is still far below the threshold of multicollinearity indicator, 0.7 or 0.8 (see Gujarati, 1995; Cooper and Schindler, 2003). Therefore, it can be concluded that the research model is free of multicollinearity problems.

Table 3 Correlation

	<i>1</i>	<i>2</i>	<i>3</i>	<i>4</i>	<i>5</i>	<i>6</i>	<i>7</i>
1 UNDP	1.000						
2 UDWREP	-0.271	1.000					
3 LnSIZE	-0.300	0.188	1.000				
4 AGE	-0.132	0.047	0.123	1.000			
5 AFFILIATION	0.014	-0.018	0.028	0.053	1.000		
6 ROA	-0.178	0.100	-0.171	0.042	0.047	1.000	
7 AUDITOR	-0.382	0.211	0.205	-0.086	-0.096	0.132	1.000

Table 4 presents the result of the regression analysis on the effect of lead underwriter reputation on underpricing in 163 samples of companies that conducted IPO in Indonesia. In column 1, the analysis is conducted without using control variables, while in column 2,

the analysis is conducted by adding control variables of total assets, age, affiliation between lead underwriters and issuers, return on asset and auditor reputation. The analysis results in Table 4 show that the coefficient of reputation is negative and significant at the level of 5%. The negative sign on the regression coefficient means that companies using highly reputable lead underwriters service have a low level of underpricing. In line with the signalling theory hypothesis, the use of reputable lead underwriters can influence the perception of potential investors in the capital market. This indicates that reputable underwriters can reduce information asymmetry between issuers and potential investors, so potential investors can conduct a more comprehensive analysis of the quality and prospects of the company in the future.

Table 4 Regression of underwriter reputation effect on underpricing

<i>Variables</i>	<i>1</i>		<i>2</i>	
	<i>Coeff.</i>	<i>t-value</i>	<i>Coeff.</i>	<i>t-value</i>
Cons	0.289***	11.416	1.627***	4.068
UDWREP	-1.353***	-3.574	-0.796**	-2.027
LnSIZE			-0.045***	-3.047
AGE			-0.002*	-1.659
AFFILIATION			0.003	0.039
ROA			-0.005**	-2.208
AUDITOR			-0.190***	-4.017
R ²	0.073			0.263
Adj. R ²	0.068			0.234
F-value	12.771			9.267
Sig.	0.000			0.000
N	163			163

Note: ***, ** and * indicate significance on the level 1%, 5% and 10%, respectively.

This argument is supported by several studies that show a positive relationship between underwriter reputation and the level of voluntary disclosure (see Bottazzi and Da Rin, 2016; Widarjo et al., 2017). Furthermore, lead underwriters also have an important role in providing information about the company's earnings forecasts. The forecast of future earnings is one of the important information for investors in valuing company shares (see Kim and Ritter, 1999; Jelic et al., 2001). Besides, several previous research results also show a positive relationship between underwriter reputation and the company's future performance (Carter et al., 1998; Su and Bangassa, 2011).

The analysis results in Table 4 also show that the variables of company size, company age, return on assets and auditor's reputation have a negative and significant effect on underpricing. This indicates that investors also consider these variables in analysing the company's stock valuation which do an IPO. Large companies have high capacity and capability of tangible and intangible resources, so they have better competitiveness and business development capabilities compared to smaller companies. Older companies are also positively perceived by investors, because an old company is considered experienced and tested in competitive business competition. In addition, older companies generally have good cooperations and relationships with company stakeholders, so they have better

business sustainability compared to younger companies. Besides the size and age of the company, the return on assets and auditor's reputation are also important factors that influence the underpricing level. Return on assets reflects the company's ability to manage its assets to generate profits. The higher this ratio, the better the company's ability to manage and utilise assets. The auditor's reputation is one indicator of audit quality and the quality of the company's financial statements. Auditors affiliated with big four have a better ability to detect fraud in financial statements. This indicates that the management assertions which expressed in the financial statements have a value of relevance and represent the real condition of the company (representative faithfulness). Therefore, investors give higher appreciation to the company's stock price that is audited by auditors who affiliated with big four.

4.1 Further analysis

We analyse the effect of lead underwriter reputation on underpricing using different proxies. Table 5 presents the analysis results on the use of alternative measurements of lead underwriter reputation, while Table 6 shows the results of the analysis on underpricing variables. The first column in Table 5 shows the result of analysis of lead underwriter reputation based on three indicators, underwriting value, volume and frequency. These results indicate that the regression coefficient of the lead underwriter reputation variable based on the guarantee volume is positive and not significant, while reputation based on the underwriting frequency shows that the regression coefficient is negative and significant at the level of 10%.

Table 5 Further analysis (the alternative measurement of the lead underwriter reputation)

Variables	1		2		3	
	Coeff.	t-value	Coeff.	t-value	Coeff.	t-value
Cons	1.719***	4.261	0.246***	11.416	1.651***	4.129
UDWREP_Value	-1.169**	-1.980				
UDWREP_Vol	0.519	1.087				
UDWREP_Freq	-0.204*	-1.804				
UDWREP_Factor			-0.063***	-2.922	-0.037*	-1.854
LnSIZE	-0.047***	-3.210			-0.047***	-3.191
AGE	-0.002	-1.527			-0.002	-1.631
AFFILIATION	0.021	0.316			0.005	0.074
ROA	-0.004**	-2.111			-0.005**	-2.392
AUDITOR	-0.178***	-3.762			-0.194***	-4.098
R ²	0.282		0.050			0.260
Adj. R ²	0.245		0.044			0.231
F-value	7.570		8.537			9.118
Sig.	0.000		0.004			0.000
N	163		163			163

Note: ***, ** and * indicate significance on the level 1%, 5% and 10%, respectively.

Based on these results, it can be said that the measurement of lead underwriter reputation based on underwriting value is the better indicator compared to other indicators. The underwriting value represents lead underwriter's funding capacity and reflects the level of risk assumed by the lead underwriter when conducting underwriting (under the full commitment agreement). Therefore, reputable lead underwriters will only guarantee high-value companies that have good quality and prospects. This is different from the underwriting volume and frequency. Even though the number or volume of underwriting shares is large, the underwriting value is not necessarily large, because shares volume may be large but the value per share might be small. Likewise, the underwriting frequency, although underwriters often guarantee, the underwriting value may be small, so the level of risk borne is also small. The regression coefficient of reputation based on volume is positively and significantly indicating a reduction in the level of risk in selling the company's shares in the market. Price discounting is one of the strategies taken by the lead underwriter to maintain its reputation concerning the sale of offered shares.

Table 6 Further analysis (underpricing measurement by initial return)

<i>Variables</i>	<i>1</i>		<i>2</i>	
	<i>Coeff.</i>	<i>t-value</i>	<i>Coeff.</i>	<i>t-value</i>
Cons	1.612***	4.045	1.636***	4.106
UDWREP	-0.802**	-2.051		
UDWREP_Factor			-0.037**	-1.886
LnSIZE	-0.044***	-3.018	-0.046***	-3.163
AGE	-0.002*	-1.681	-0.002	-1.652
AFFILIATION	-0.002	-0.023	0.000	0.004
ROA	-0.004**	-2.161	-0.005**	-2.346
AUDITOR	-0.192***	-4.068	-0.195***	-4.149
R ²	0.264		0.261	
Adj. R ²	0.236		0.233	
F-value	9.323		9.180	
Sig.	0.000		0.000	
N	163		163	

Note: ***, ** and * indicate significance on the level 1%, 5% and 10%, respectively.

Furthermore, to anticipate inconsistencies in the analysis results and to produce robust estimation models, we conducted principal component analysis to reduce the components of reputation into a fewer number, so that each retained component explains maximum data variance. The score formed from the new components is a composite score which is calculated from the linear combination of all lead underwriter reputation indicators (Gudono, 2014). The analysis results presented in Table 5 columns 2 and 3 shows the regression coefficients that are negative and significant at the level of 1% and 10%. The analysis results are consistent with the results of the previous analysis (Table 4 column 2). The consistency of research results can also be seen in the result of the analysis that uses initial returns as a measurement of underpricing. Table 6 columns 1 and 2 show the regression coefficients for lead underwriter reputation that are negative and significant at the level of 5%. Thus, it can be concluded that the lead underwriter reputation is an important factor that can reduce the level of underpricing in companies conducting IPO.

5 Conclusions

This study examines the effect of lead underwriter reputation on underpricing in Indonesia. The reputation of the lead underwriter is considered as a signal of a company's quality that capable of reducing the level of underpricing during the IPO. Consistent with our predictions, this study proves that the lead underwriter reputation has a negative effect on underpricing level. These results are robust based on the result of sensitivity analysis. The analysis results indicate that the mechanism of signalling the company's quality through the use of highly reputable lead underwriters has proven to be effective in reducing the level of underpricing. The highly reputable lead underwriter is considered to have an ability to make an accurate estimation of the intrinsic value of the company. Therefore, the price of a stock during the IPO will not far different from the stock price in the capital market. This research has important implications for companies in selecting underwriter during an IPO. For companies, underpricing is considered as the cost of capital. The higher the level of underpricing, the higher the cost of capital in the IPO. This means that the funds obtained by the company during the IPO are not optimal. Therefore, the results of this study can be used as a consideration in determining the lead underwriter during an IPO. In the context of the research method, the study results provide evidence that the measurement of reputation based on the market share of underwriting value is a better measurement method than volume and frequency-based. Therefore, this study provides additional references for similar research, especially in developing countries with semi-strong market efficiency levels such as Indonesia.

Nevertheless, several limitations are admitted. This study only captures the reputation of lead underwriters based on market share one year before the underwriter is hired by a company. In addition, this study does not consider the expertise or specialisation of lead underwriters. Future study can consider lead underwriter reputation in a longer period, for example, the average reputation for three years before hired as an underwriter in a company. In addition, future research can also consider lead underwriter industry specialisation as an indicator of lead underwriter quality. This study does not consider the underwriting fees, which is another limitation of this study. The variables studied in the current study are important to be considered for future research. In the perspective of agency theory, underwriting fees are one of the variables that can motivate agents (underwriters) to work appropriately with the interests of the issuer. Thus, the agency conflict can be reduced and the company's main goal to get the maximum funding can be achieved.

References

- Agrawal, D. (2009) *IPO Underpricing, a Literature Review* [online] <http://ssrn.com/abstract=1724762> (accessed 2 August 2012).
- Albring, S.M., Elder, R.J. and Zhou, J. (2007) 'IPO underpricing and audit quality differentiation within non-big 5 firms', *International Journal of Auditing*, Vol. 11, No. 2, pp.115–131.
- Allen, F. and Faulhaber, G.R. (1989) 'Signaling by underpricing in the IPO market', *Journal of Financial Economics*, Vol. 23, No. 2, pp.303–323.
- Amer, M. and Ahmad-Zaluki, N. (2016) 'The effect of underwriter's market share, spread, and management earnings forecasts bias and accuracy on underpricing of Malaysian IPOs', *International Journal of Managerial Finance*, Vol. 12, No. 3, pp.351–371.

- Anderson, S.C., Beard, T.R. and Born, J.A. (1995) *Initial Public Offerings: Findings and Theories*, Kluwer Academic Publishers, Boston.
- Bansal, R. and Khanna, A. (2013) 'Vector auto-regressive analysis of determinants of IPO underpricing: empirical evidence from Bombay Stock Exchange', *Global Business Review*, Vol. 14, No. 4, pp.651–689.
- Baron, D. (1982) 'A model of the demand for investment banking advising and distribution services for new issues', *The Journal of Finance*, Vol. 37, No. 4, pp.955–976.
- Bottazzi, L. and Da Rin, M. (2016) *Voluntary Information Disclosure at IPO* [online] http://papers.ssrn.com/sol3/papers.cfm?abstract_id=2810847 (accessed 10 September 2016).
- Bruton, G.D., Chahine, S. and Filatotchev, I. (2009) 'Founders, private equity investors, and underpricing in entrepreneurial IPOs', *Entrepreneurship: Theory and Practice*, Vol. 33, No. 4, pp.909–928.
- Carter, R.B. and Manaster, S. (1990) 'Initial public offerings and underwriter reputation', *Journal of Finance*, Vol. 45, No. 4, pp.1045–1067.
- Carter, R.B., Dark, F.H. and Singh, A.K. (1998) 'Underwriter reputation, initial returns, and long-run performance of IPO stocks', *The Journal of Finance*, Vol. 53, No. 1, pp.285–311.
- Certo, S.T., Covin, J.G., Daily, C.M. and Dalton, D.R. (2001) 'Wealth and the effects of founder management among IPO-stage new ventures', *Strategic Management Journal*, Vol. 22, No. 6, pp.641–658.
- Chang, X., Gygax, A.F., Oon, E. and Zhang, H.F. (2008) 'Auditor quality, auditor compensation and initial public offering underpricing', *Accounting and Finance*, Vol. 48, No. 3, pp.391–416.
- Chen, C. and Mohan, N. (2002) 'Underwriter spread, underwriter reputation, and IPO underpricing: a simultaneous equation analysis', *Journal of Business Finance and Accounting*, Vol. 29, Nos. 3/4, pp.521–540.
- Cooper, D.R. and Schindler, P.S. (2003) *Business Research Methods*, 8th ed., McGraw-Hill Irwin, Boston.
- Darmadi, S. and Gunawan, R. (2013) 'Underpricing, board structure, and ownership: an empirical examination of Indonesian IPO firms', *Managerial Finance*, Vol. 39, No. 2, pp.181–200.
- Gudono (2014) *Analisis data multivariat*, Edisi ketiga, BPFE, Yogyakarta.
- Gujarati, D.N. (1995) *Basic Econometrics*, 4th ed., United State Military Academy, New York.
- Gumanti, T.A. and Niagara, M.N. (2006) 'Ownership retention, number of risk factors and underpricing in Indonesian initial public offerings', *Symposium Nasional Akuntansi IX*, Padang, Indonesia.
- Hanley, K.W. and Hoberg, G. (2012) 'Litigation risk, strategic disclosure and the underpricing of initial public offerings', *Journal of Financial Economics*, Vol. 103, No. 2, pp.235–254.
- Hidayat, K. (2019) *Diskon pajak emiten dengan saham publik 40% bisa meningkatkan minat IPO* [online] <https://investasi.kontan.co.id/news/diskon-pajak-bagi-emiten-dengan-saham-publik-40-bisa-meningkatkan-minat-ipo> (accessed 21 September 2019).
- Jelic, R., Saadouni, B. and Briston, R. (2001) 'Performance of Malaysian IPOs: underwriters reputation and management earnings forecast', *Pacific-Basin Finance Journal*, Vol. 9, No. 5, pp.457–486.
- Jenkinson, T. and Ljungqvist, A. (2001) *Going Public: The Theory and Evidence on How Companies Raise Equity Finance*, Clarendon Press, Oxford.
- Kim, M. and Ritter, J.R. (1999) 'Valuing IPOs', *Journal of Financial Economics*, Vol. 53, No. 3, pp.409–437.
- Kim, N.Y. and Hwang, K.J. (2018) 'Impact of underwriter reputation on accounting conservatism of the IPO firm: South Korean cases', *International Journal of Economic Policy in Emerging Economies*, Vol. 11, No. 3, pp.238–247.
- Kirkulak, B. and Davis, C. (2005) 'Underwriter reputation and underpricing: evidence from the Japanese IPO market', *Pacific-Basin Finance Journal*, Vol. 13, No. 4, pp.451–470.
- Ljungqvist, A. (2007) 'IPO underpricing', in Eckbo, B.E. (Ed.): *Handbook of Corporate Finance: Empirical Corporate Finance*, Vol. 1, pp.376–409, Elsevier, North Holland.

- Meggison, W.L. and Weiss, K.A. (1991) 'Venture capitalist certification in initial public offerings', *Journal of Finance*, Vol. 46, No. 3, pp.879–903.
- Murtini, U. (2015) 'Pengaruh reputasi underwriter, size dan usia perusahaan pada penentuan harga IPO', *Jurnal Riset Akuntansi dan Keuangan*, Vol. 11, No. 2, pp.137–146.
- Nabhani, A. (2019) *Indonesia masuk peringkat ke-10 pasar IPO global-geliat minat perusahaan go public* [online] <http://www.neraca.co.id/article/119572/geliat-minat-perusahaan-go-public-indonesia-masuk-peringkat-ke-10-pasar-ipo-global> (accessed 21 September 2019).
- Prawestri, L. and Indrasari, A. (2014) 'Informasi akuntansi dan non akuntansi terhadap initial return', *Jurnal Akuntansi & Investasi*, Vol. 15, No. 1, pp.17–27.
- Putra, I.E.P. and Sudjarni, L.K. (2017) 'Pengaruh reputasi underwriter, ukuran perusahaan, dan jenis industri terhadap underpricing saat IPO di BEI', *E-Jurnal Manajemen Unud*, Vol. 6, No. 1, pp.492–520.
- Razafindrambinina, D. and Kwan, T. (2013) 'The influence of underwriter and auditor reputations on IPO underpricing', *European Journal of Business and Management*, Vol. 5, No. 3, pp.199–212.
- Ritter, J.R. (2015) *Money Left on the Table in IPOs by Firm* [online] <https://site.warrington.ufl.edu/ritter/files/2015/08/Money-Lefton-the-Table-in-IPOs-by-Firm-2015-08-04.pdf> (accessed 17 June 2017).
- Ritter, J.R. and Welch, I. (2002) 'A review of IPO activity, pricing, and allocations', *Journal of Finance*, Vol. 57, No. 4, pp.1795–1828.
- Rock, K. (1986) 'Why new issues are underpriced', *Journal of Financial Economics*, Vol. 15, No. 1, pp.187–212.
- Singh, I. and Van der Zahn, J-L.W.M. (2007) 'Does intellectual capital disclosure reduce an IPOs cost of capital: the case of underpricing', *Journal of Intellectual Capital*, Vol. 8, No. 3, pp.494–516.
- Su, C. and Bangassa, K. (2011) 'Underpricing and long-run performance of Chinese IPOs: the role of underwriter reputation', *Financial Market and Portfolio Management*, Vol. 25, No. 1, pp.53–74.
- Su, C. and Brookfield, D. (2013) 'An evaluation of the impact of stock market reforms on IPO under-pricing in China: the certification role of underwriters', *International Review of Financial Analysis*, Vol. 28, No. 1, pp.20–33.
- Sundarasan, S.D., Khan, A. and Rajangam, N. (2017) 'Signalling roles of prestigious auditors and underwriters in an emerging IPO market', *Global Business Review*, Vol. 19, No. 1, pp.1–16.
- Tian, L. (2011) 'Regulatory underpricing: determinants of Chinese extreme IPO returns', *Journal of Empirical Finance*, Vol. 18, No. 1, pp.78–90.
- Tinic, S. (1988) 'Anatomy of initial public offerings of common stock', *Journal of Finance*, Vol. 43, No. 4, pp.789–822.
- Welch, I. (1989) 'Seasoned offerings, imitation costs, and the underpricing of initial public offerings', *Journal of Finance*, Vol. 44, No. 2, pp.421–449.
- Widarjo, W. and Bandi (2018) 'Determinants of intellectual capital disclosure in the IPOs and its impact on underpricing: evidence from Indonesia', *International Journal of Learning and Intellectual Capital*, Vol. 15, No. 1, pp.1–19.
- Widarjo, W., Rahmawati, Bandi and Widagdo, A.K. (2017) 'Underwriter reputation, intellectual capital disclosure, and underpricing', *International Journal of Business and Society*, Vol. 18, No. 2, pp.227–244.
- Widiyanti, N.W. and Kusuma, F.D. (2013) 'Analisis informasi akuntansi dan non akuntansi terhadap initial return saham pada perusahaan yang melakukan IPO di Bursa Efek Indonesia', *Symposium Nasional Akuntansi XVI*, Manado, Indonesia.
- Yolana, C. and Martani, D. (2005) 'Variabel-variabel yang mempengaruhi fenomena underpricing pada penawaran saham perdana di BEJ tahun 1994–2001', *Symposium Nasional Akuntansi VIII*, Solo, Indonesia.

also developed by scimago:



SCIMAGO INSTITUTIONS RANKINGS



Scimago Journal & Country Rank

Enter Journal Title, ISSN or Publisher Name

- Home
- Journal Rankings
- Country Rankings
- Viz Tools
- Help
- About Us



International Journal of Economic Policy in Emerging Economies

COUNTRY

Switzerland



Universities and research institutions in Switzerland

SUBJECT AREA AND CATEGORY

Economics, Econometrics and Finance
Economics and Econometrics

PUBLISHER

Inderscience Publishers

H-INDEX

13

Is your paper ready to submit

Use our free tool to check the and language quality of your a manuscript prior to submitting

Upload



PUBLICATION TYPE

Journals

ISSN

17520452, 17520460

COVERAGE

2007, 2011-2014, 2016, 2018-2020

INFORMATION

- [Homepage](#)
- [How to publish in this journal](#)
- bsergi@unim
- [e.it](#)

Is your paper ready to submit

Use our free tool to check the grammar and language quality of your academic manuscript prior to submitting to :

Upload



SCOPE

The objectives of IJEPEE are to provide a global platform to facilitate communication between policy makers, academics, scholars, international economic organisations and consultants working on the issues of interest to newly emerging countries. Given a rapidly changing field, IJEPEE encourages original scientific contributions on policy relevant analysis and articles which are empirical in nature, with emphasis on the application of modern economic theory and methods of quantitative analysis. It applies a rigid peer-reviewed approach, which aims to publish only very selective, substantive new empirical, methodological and theoretical research.

Join the conversation about this journal

ⓘ ×

Scopus Indexed Journal

Elsevier Ei Indexed

Authors are invited to submit original research work. Resumes are invited for Editorial

forestchemicalsreview.com

OPEN

Quartiles

FIND SIMILAR JOURNALS

1 International Journal of Trade

2 Applied Economics

3 Economics Bulletin

4 Asian Economic & ...

and Global Markets
CHE

45%
similarity

GBR

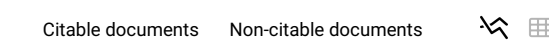
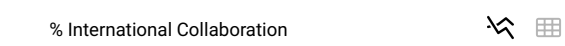
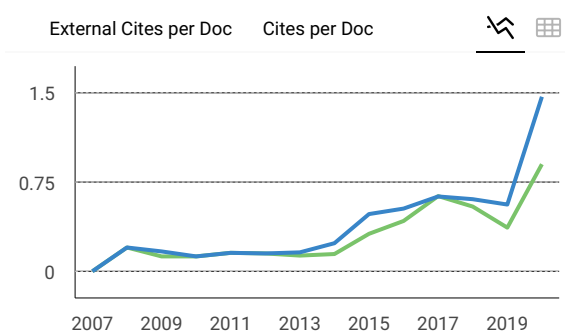
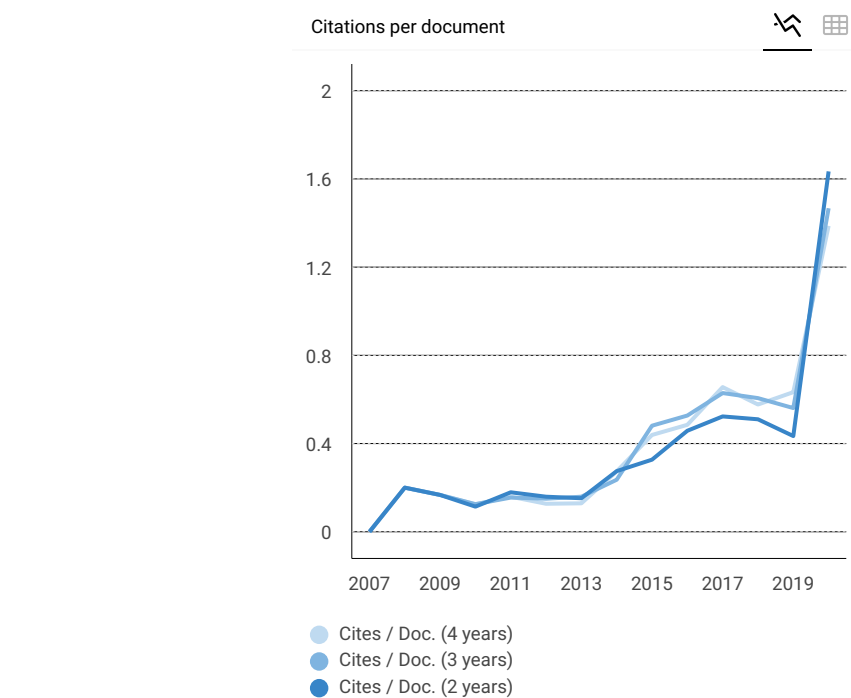
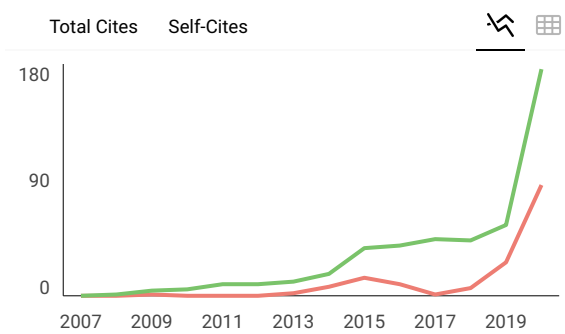
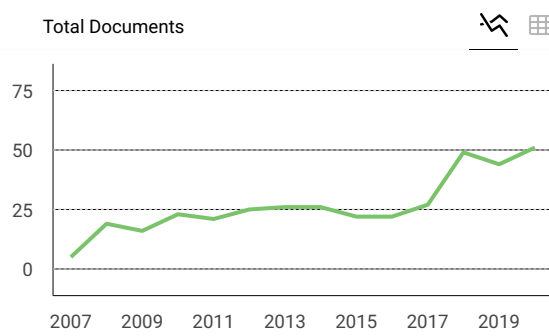
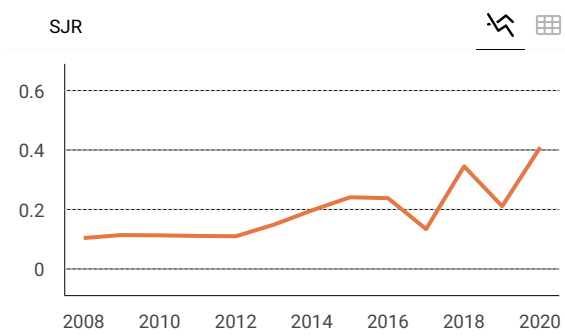
26%
similarity

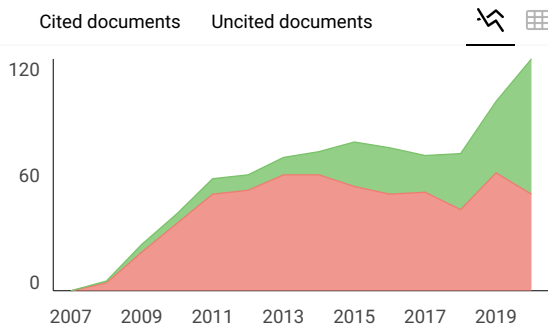
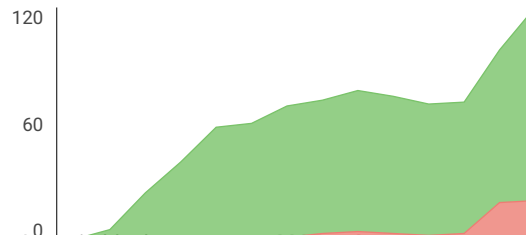
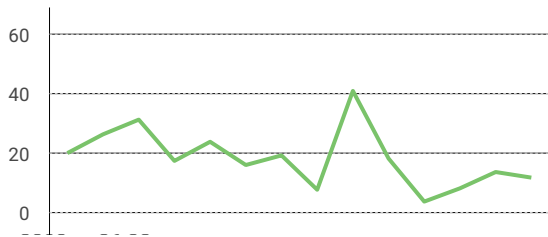
USA

26%
similarity

Financial Review
PAK

26%
similari





International Journal of Economic Policy in...

Q3 Economics and Econometrics
best quartile

SJR 2020
0.41

powered by scimagojr.com

← Show this widget in your own website

Just copy the code below and paste within your html code:

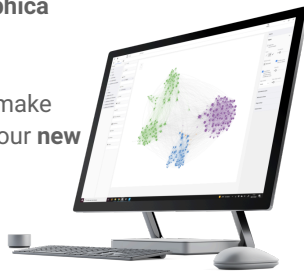
```
<a href="https://www.scimagojr.com" style="display: inline-block; border: 1px solid black; padding: 2px 5px; text-decoration: none; color: inherit;">

```

SCImago Graphica

Explore, visually communicate and make sense of data with our **new free tool**.

Get it



Metrics based on Scopus® data as of April 2021

S Sarah Djokovic 2 years ago

Dear SJR Team,

I find that the coverage year for IJEPEE is until 2019. How about 2020?

Thank you

reply



Melanie Ortiz 2 years ago

SCImago Team

Dear Sarah,
Thank you very much for your comment.
All the metadata have been provided by Scopus /Elsevier in their last update sent to SCImago, including the Coverage's period data. The SJR for 2019 was updated on June 2020, 11th. We suggest you consult the Scopus database directly to see the current index status as SJR is a static image of Scopus, which is changing every day.
Best Regards, SCImago Team

S **Sam'un Jaja Raharja** 3 years ago

Can IJEPPE Journal ranking rebound into Q3 in 2018?

reply

O **OTU Emmanuel** 3 years ago

Good day. Does your journal send hard copy of the journal edition to an author whose article is published in that edition? If yes, how much is the total cost; publication cost and the cost of sending the journal?

Thanks

reply



Elena Corera 3 years ago

SCImago Team

Dear Emmanuel, we suggest you contact the journal directly. Best Regards, SCImago Team

S **Sam'un Jaja Raharja** 3 years ago

Why the IJEPPE Journal ranking decline into Q4 in 2017?

reply

Leave a comment

Name

Email

(will not be published)

 I'm not a robot reCAPTCHA
Privacy - Terms

Submit

The users of Scimago Journal & Country Rank have the possibility to dialogue through comments linked to a specific journal. The purpose is to have a forum in which general doubts about the processes of publication in the journal, experiences and other issues derived from the publication of papers are resolved. For topics on particular articles, maintain the dialogue through the usual channels with your editor.

Developed by:



Powered by:



Follow us on @ScimagoJR

Scimago Lab, Copyright 2007-2020. Data Source: Scopus®

EST MODUS IN REBUS

Horatio (Satire 1, 1, 106)

**Scopus Indexed Journal - Elsevier Ei Indexed**

Authors are invited to submit original research work. Resumes are invited for Editorial
forestchemicalsreview.com



Artikel Bandi, Wahyu Widarjo dan Irwan Trinugroho

by Wahyu Widarjo

Submission date: 24-Apr-2021 10:56PM (UTC+0700)

Submission ID: 1568562567

File name: Artikel_IJEPEE_2020_Bandi,_Wahyu,_dan_Irwan.pdf (217.13K)

Word count: 5887

Character count: 32032

The lead underwriter reputation and underpricing: Study of company's IPO in Indonesia

Bandi*, Wahyu Widarjo and Irwan Trinugroho

Faculty of Economics and Business,

Universitas Sebelas Maret

Jl. Ir. Sutami No. 36A, Kentingan, Surakarta, Indonesia

Email: bandi@staff.uns.ac.id

Email: wahyu_widarjo@yahoo.com

Email: irwan.trinugroho@gmail.com

*Corresponding author

Abstract: We analyse the effect of lead underwriter reputation on underpricing during initial public offering (IPO) in the Indonesia Stock Exchange. This study predicts that companies using reputable lead underwriter will have a low level of underpricing. We analyse 163 companies that conduct an IPO from 2010 to 2017. The analysis results show that the reputation of a lead underwriter has a negative and significant effect on underpricing. This finding has an implication in the selection of underwriter during the IPO. For companies, underpricing is considered as the cost of capital. The higher the level of underpricing, the higher is the cost of capital in the IPO. This means that the funds collected by the firm during IPO are not optimal. Therefore, the findings of this study could be considered in determining the lead underwriter during the IPO.

Keywords: lead underwriter reputation; underpricing; initial public offerings; IPOs; Indonesia.

Reference to this paper should be made as follows: Bandi, Widarjo, W. and Trinugroho, I. (2020) 'The lead underwriter reputation and underpricing: study of company's IPO in Indonesia', *Int. J. Economic Policy in Emerging Economies*, Vol. 13, No. 3, pp.244–255.

Biographical notes: Bandi is an Associate Professor in Financial Accounting at the Faculty of Economics and Business, Universitas Sebelas Maret, Indonesia. He holds a Doctoral degree from the Universitas Diponegoro, Indonesia. He has published a number of papers in reputed journals including *International Journal of Business and Society*, *International Journal of Learning and Intellectual Capital* and *Global Business Review*.

Wahyu Widarjo is an Assistant Professor in Financial Accounting at the Faculty of Economics and Business, Universitas Sebelas Maret, Indonesia. He holds a Doctoral degree from the Universitas Sebelas Maret, Indonesia. He has published a number of papers in reputed journals including *International Journal of Business and Society*, *International Journal of Learning and Intellectual Capital*, *Journal of International Studies* and *Global Business Review*.

Irwan Trinugroho is an Associate Professor in Finance at the Faculty of Economics and Business, Universitas Sebelas Maret. He graduated with a PhD from the University of Limoges, France. He has published a number of papers in reputed journals including *Journal of Financial Stability*, *Global Finance Journal*, *Research in International Business and Finance*, *British Accounting Review*, *Borsa Istanbul Review* and *Emerging Markets Finance and Trade*.

1 Introduction

The underpricing phenomenon during initial public offering (IPO) is one of the capital market anomalies that are concerned by academics from various countries in the world. Previous researchers have analysed the causative factors of underpricing using several approaches, namely the adverse selection approach, principal-agent, signalling and heterodox explanation (Anderson et al., 1995; Ritter and Welch, 2002; Agrawal, 2009). Several theories have been documented by researchers, such as winner's curse theory (Rock, 1986), principal-agent model (Baron, 1982), the signalling model (Allen and Faulhaber, 1989), and lawsuit avoidance theory (Tinic, 1988). However, the results of the literature review of Jenkinson and Ljungqvist (2001) and Ritter and Welch (2002) show that the proof of these theories is not conclusive, especially in Southeast Asia (Amer and Ahmad-Zaluki, 2016). Therefore, further analysis of the underpricing phenomenon in Southeast Asia is needed, especially in developing countries such as Indonesia.

In the context of underpricing, Indonesia is one of the countries with a high level of underpricing. Empirical evidence from previous studies shows that the average level of underpricing in Indonesia is around 20% to 30% (Yolana and Martani, 2005; Gumanti and Niagara, 2006; Widiyanti and Kusuma, 2013). Widarjo et al. (2017) show that the average level of underpricing in Indonesia in 2000–2014 (excluding 2008 and 2009) is 33%. Several studies in Indonesia have shown empirical evidence on the factors that influence underpricing, such as ownership retention, auditor quality, corporate governance mechanism and voluntary disclosure (Yolana and Martani, 2005; Widiyanti and Kusuma, 2013; Darmadi and Gunawan, 2013; Widarjo and Bandi, 2018). However, research that focuses on underwriter reputation, especially lead underwriter, is limited. Therefore, this study aims to provide empirical evidence on the relationship between lead underwriter reputation with underpricing in developing countries by implementing alternative measurement for reputation and underpricing.

This research focuses on the lead underwriter reputation as an important factor influencing underpricing level in Indonesia based on several arguments. First, in Indonesia, the company's IPO is generally guaranteed by several underwriters. Lead underwriter is appointed by these underwriters and has a responsibility to manage the IPO (for example, preparing a prospectus, doing book building and selling all shares). Therefore, the lead underwriter is one of the main 'actors' during the IPO. Besides, the lead underwriter generally has a greater portion of guarantees than other underwriters. This condition causes the lead underwriter to have a higher risk because if the offered shares are not sold, the underwriter is obliged to buy the shares. This is in line with full commitment agreement in underwriting which is commonly implemented in Indonesia. Also, a reputable lead underwriter will try to maintain their image and market share by succeeding in the company's guaranteed IPO. The indicators of IPO success are, among others, all shares were sold and low-level underpricing.

Second, the literature shows that the use of reputable lead underwriter is an effective signalling mechanism in reducing information asymmetry in the market (Su and Brookfield, 2013; Sundarasan et al., 2017; Kim and Hwang, 2018). Carter and Manaster research (1990), Megginson and Weiss (1991), Bruton et al. (2009) and Bansal and Khanna (2013) have proven that underwriter reputation has a negative effect on underpricing level and has a positive effect on the company's long-term performance.

Third, most research on underwriter reputation in Indonesia uses the underwriter ranking method developed by Carter and Manaster (1990) using guarantee frequency as a basis for reputation measurement (see Prawestri and Indrasari, 2014; Murtini, 2015; Putra and Sudjarni, 2017), while the research that uses guarantee value as a basis for measuring reputation is still limited. Fourth, in 2018, the Indonesia Stock Exchange was ranked 10th in the global IPO. In that year, there were 55 new companies listed on the IDX, or 4% of the total IPO worldwide (Nabhani, 2019). This indicates the increasing interest of companies in Indonesia for IPO. The increase of company interest in IPOs is strengthened by the incentive of 5% reduction of income tax for issuers with a minimum public share of 40% (Hidayat, 2019).

This study provides several contributions to the IPO literature. First, this research adds literature in the research focuses on IPO in developing countries, to reduce the research gap in developed and developing countries. This research is conducted in developing countries which have high IPO interest and a relatively high level of underpricing so that it can provide benefit for IPO stakeholders, especially companies that will conduct an IPO. Second, this study uses market share method of guarantee value as an alternative measurement of underwriter reputation, which is different from previous research that uses guarantee frequency. Furthermore, we also conduct principal component analysis by combining three reputation indicators (value-based reputation, volume and underwriting frequency) into one component. The formed new component score is a composite score which calculated from the linear combination of the three lead underwriter reputation indicators. We also use an alternative method to measure underpricing using initial returns adjusted to market returns. By using these alternative measurements, it is expected that a more accurate estimation can be obtained. The next section in this paper discusses the theory and hypothesis formulation, followed by research methods and analysis results. The conclusions and implication of the study are explained at the end of this paper.

2 Literature review and hypothesis

The literature shows that information asymmetry is the main factor that causes underpricing during IPO (Ritter and Welch, 2002; Hanley and Hoberg, 2012; Bottazzi and Da Rin, 2016). Additionally, information asymmetry is one of the most researched topics, including in Indonesia, both empirically and theoretically (Ljungqvist, 2007).

Information asymmetry during IPO is not only occurred among investors (informed and uninformed investor) but can also occur between a company (issuer) and its underwriters (Baron, 1982; Rock, 1986; Welch, 1989). In this context, the issuer has the best information about the quality and prospects of the company in the future. Underwriters have better information about market conditions and the needs of potential investors. On the other hand, potential investors only have limited information about the quality and prospects of the company.

The limited information owned by prospective investors about the quality and prospects of the company can result in a lower price of the company's stock in the secondary market. Underpricing is a cost of capital for company owners which commonly called 'money left on the table' (Singh and Van der Zahn, 2007, Ritter, 2015). In this context, lead underwriter as representative underwriters has an important role in the IPO process to communicate the quality and prospects of the company to

potential investors in capital market. A highly reputable lead underwriter will maintain market share and reputation when making guarantees for a company. Based on their expertise and experience, lead underwriter will make every effort to succeed in the IPO of the guaranteed company. The low level of underpricing is one indicator of the success of underwriter in the IPO of a company. Therefore, companies will choose reputable lead underwriter to reduce the level of underpricing.

The use of highly reputable underwriter in the IPO process can have a positive impact on the perception of potential investors about company quality (Lertto et al., 2001; Su and Brookfield, 2013). Furthermore, Chen and Mohan (2002) state that high-quality companies will provide a signal of company quality by hiring highly reputable underwriter. This argument is supported by several studies which provide evidence of the negative effect of underwriter reputation on underpricing (Carter and Manaster, 1990; Bruton et al., 2009; Bansal and Khanna, 2013; Sundarasan et al., 2017). Based on the theoretical literature and the results of previous research, we formulate the following hypothesis:

H1 Lead underwriter reputation has a negative effect on underpricing.

10

3 Research method

3.1 Data and sample

51

The samples consist of companies which conducted IPO in Indonesia Stock Exchange from 2010 to 2017. The data are extracted from company IPO prospectus and stock price reports obtained from the Indonesia Stock Exchange website, company website, and the Investment Gallery of the Faculty of Economics and Business, Universitas Sebelas Maret.

3.2 Empirical model

In testing the effect of lead underwriter's reputation on underpricing, estimates are determined based on the following model:

$$UNDP_{it} = \alpha + \beta_1 UDWREP_{it} + \beta_2 LnSIZE_{it} + \beta_3 LnAGE_{it} + \beta_4 AFFILIATION_{it} + \beta_5 ROA_{it} + \beta_6 AUDITOR_{it} + e_{it}$$

The dependent variable is underpricing (UNDP), measured using initial returns which are adjusted to market returns. We consider that this measurement reflects the returns obtained by investors better than the company's initial returns which are not adjusted to market returns. From the investor perspective, a high initial IPO return is not necessarily comparable to the obtainable return from investing in other company at the same time.

The main explanatory variable is the lead underwriter reputation (UDWREP) measured using the market share of the lead underwriter based on the underwriting value in the previous one-year period. This measurement is considered better than the underwriter reputation that commonly used by the researcher in Indonesia, namely the ranking method developed by Carter and Manaster (1990). There are at least two arguments that can explain the advantages of the market share method compared to the ranking method which commonly used by previous researchers:

- 1 The market share reflects the development of underwriter’s rank that fluctuates every year.
- 2 The market share data is on a ratio scale, not nominal or ordinal scale like underwriter reputation data in previous research which is a categorical variable (dummy).

The literature shows that there are several important factors beside underwriter that affect on underpricing (see Kirkulak and Davis, 2005; Albring et al., 2007; Chang et al., 2008; Tian, 2011; Razafindrambinina and Kwan, 2013). Therefore, this study uses several control variables, namely: the number of assets (ASSET), the age of the company (AGE), lead underwriter’s affiliation with the issuer, return on asset (ROA) and auditor reputation (AUDIT). To reduce extreme data variance, we transform the value of total assets into natural logarithms form. Description and measurement of the research variables are presented in Table 1.

Table 1 Description and variable measurement

Variable	Description
UNDP	<p>Underpricing (UNDP) is the difference between the offering price of shares during the IPO and the closing price of shares on the first day in the capital market. Underpricing is proxied by initial return (IR) which is adjusted to market return (MR) on the first day of trading in the stock exchange. The value of this variable is calculated using the following formula:</p> $UNDP = IR - MR$ <p>where</p> $IR = \frac{P1 - P0}{P0}$ $MR = \frac{\text{Composite stock price index } t - \text{Composite stock price index } t-1}{\text{Composite stock price index } t}$
UDWREP	<p>Underwriter reputation is measured using the market share of lead underwriters based on the underwriting value in the previous one-year period. The value of this variable is calculated using the following formula:</p> $UDWREP_{it} = \frac{\text{Underwriting value } t-1}{\text{The total value of IPO companies } t-1}$ <p>If there is more than one lead underwriter, the highest underwriting portion is chosen from all lead underwriters.</p>
LnSIZE	Natural logarithm of company assets (in rupiah).
AGE	Number of years since the company was founded up to the IPO.
AFFILIATION	Indicator variable (dummy); the sample company is given a score of 1 if it has an affiliation with the lead underwriter and a score of 0 if there is no affiliation with the underwriter.
ROA	Return on asset was calculated by dividing year-end net income by total asset.
AUDITOR	Indicator variable (dummy); the sample company is given a score of 1 if audited by auditor who affiliate with the big four and a score of 0 if audited by auditor who does not affiliate with the big four.

4 Results and discussion

Table 2 shows descriptive statistics of all research variables. The maximum value of the underpricing variable is 0.710 with an average value of 0.237. This statistic shows that the cost of capital in the IPO in Indonesia is still relatively high. The average value of underpricing seems lower when compared with the results of previous research (see darjo et al., 2017). It is caused by the difference in underpricing measurement methods. In previous studies, underpricing is measured using initial return, whereas in this study underpricing is measured using initial return which is adjusted to the market return. Furthermore, the average value of lead underwriter reputation variables is 0.038 with the minimum value of 0.000 and the maximum value of 0.240. This statistic shows that the appointment or selection of lead underwriters for IPO is not concentrated in certain underwriters.

Table 2 Descriptive statistics

	<i>Min.</i>	<i>Max.</i>	<i>Mean</i>	<i>Std. dev.</i>
UNDP	-1.000	0.710	0.237	0.280
UDWREP	0.000	0.240	0.038	0.051
SIZE	11.447	24,846.516	2,201.864	3,572.340
AGE	1.000	90.000	19.728	15.318
AFFILIATION	0.000	1.000	0.094	0.293
ROA	-0.320	0.510	0.065	0.096
AUDITOR	0.000	1.000	0.252	0.435

Note: The value of SIZE is expressed in billions of rupiah.

Correlation analysis in Table 3 shows that the highest correlation coefficient between independent variables is 0.211, which is the correlation between the lead underwriter reputation (UDWREP) and auditor reputation (AUDITOR). The value of the correlation coefficient is still far below the threshold of multicollinearity indicator, 0.7 or 0.8 (see Gujarati, 1995; Cooper and Schindler, 2003). Therefore, it can be concluded that the research model is free of multicollinearity problems.

Table 3 Correlation

	1	2	3	4	5	6	7
1 UNDP	1.000						
2 UDWREP	-0.271	1.000					
3 LnSIZE	-0.300	0.188	1.000				
4 AGE	-0.132	0.047	0.123	1.000			
5 AFFILIATION	0.014	-0.018	0.028	0.053	1.000		
6 ROA	-0.178	0.100	-0.171	0.042	0.047	1.000	
7 AUDITOR	-0.382	0.211	0.205	-0.086	-0.096	0.132	1.000

Table 4 presents the result of the regression analysis on the effect of lead underwriter reputation on underpricing in 163 samples of companies that conducted IPO in Indonesia. In column 1, the analysis is conducted without using control variables, while in column 2,

the analysis is conducted by adding control variables of total assets, age, affiliation between lead underwriters and issuers, return on asset and auditor reputation. The analysis results in Table 4 show that the coefficient of reputation is negative and significant at the level of 5%. The negative sign on the regression coefficient means that companies using highly reputable lead underwriters service have a low level of underpricing. In line with the signalling theory hypothesis, the use of reputable lead underwriters can influence the perception of potential investors in the capital market. This indicates that reputable underwriters can reduce information asymmetry between issuers and potential investors, so potential investors can conduct a more comprehensive analysis of the quality and prospects of the company in the future.

Table 4 Regression of underwriter reputation effect on underpricing

Variables	1		2	
	Coeff.	t-value	Coeff.	t-value
Cons	0.289***	11.416	1.627***	4.068
UDWREP	-1.353***	-3.574	-0.796**	-2.027
LnSIZE			-0.045***	-3.047
AGE			-0.002*	-1.659
AFFILIATION			0.003	0.039
ROA			-0.005**	-2.208
AUDITOR			-0.190***	-4.017
R ²	0.073			0.263
Adj. R ²	0.068			0.234
F-value	12.771			9.267
Sig.	0.000			0.000
N	163			163

Note: ***, ** and * indicate significance on the level 1%, 5% and 10%, respectively.

This argument is supported by several studies that show a positive relationship between underwriter reputation and the level of voluntary disclosure (see Bottazzi and Da Rin, 2016; Widarjo et al., 2017). Furthermore, lead underwriters also have an important role in providing information about the company's earnings forecasts. The forecast of future earnings is one of the important information for investors in valuing company shares (see Kim and Ritter, 1999; Jelic et al., 2001). Besides, several previous research results also show a positive relationship between underwriter reputation and the company's future performance (Carter et al., 1998; Su and Bangassa, 2011).

The analysis results in Table 4 also show that the variables of company size, company age, return on assets and auditor's reputation have a negative and significant effect on underpricing. This indicates that investors also consider these variables in analysing the company's stock value when which do an IPO. Large companies have high capacity and capability of tangible and intangible resources, so they have better competitiveness and business development capabilities compared to smaller companies. Older companies are also positively perceived by investors, because an old company is considered experienced and tested in competitive business competition. In addition, older companies generally have good cooperations and relationships with company stakeholders, so they have better

The lead underwriter reputation and underpricing

business sustainability compared to younger companies. Besides the size and age of the company, the return on assets and auditor's reputation are also important factors that influence the underpricing level. Return on assets reflects the company's ability to manage its assets to generate profits. The higher this ratio, the better the company's ability to manage and utilise assets. The auditor's reputation is one indicator of audit quality and the quality of the company's financial statements. Auditors affiliated with big four have a better ability to detect fraud in financial statements. This indicates that the management assertions which expressed in the financial statements have a value of relevance and represent the real condition of the company (representative faithfulness). Therefore, investors give higher appreciation to the company's stock price that is audited by auditors who affiliated with big four.

4.1 Further analysis

We analyse the effect of lead underwriter reputation on underpricing using different proxies. Table 5 presents the analysis results on the use of alternative measurements of lead underwriter reputation, while Table 6 shows the results of the analysis on underpricing variables. The first column in Table 5 shows the result of analysis of lead underwriter reputation based on three indicators, underwriting value, volume and frequency. These results indicate that the regression coefficient of the lead underwriter reputation variable based on the guarantee volume is positive and not significant, while reputation based on the underwriting frequency shows that the regression coefficient is negative and significant at the level of 10%.

Table 5 Further analysis (the alternative measurement of the lead underwriter reputation)

Variables	1		2		3	
	Coeff.	t-value	Coeff.	t-value	Coeff.	t-value
Cons	1.719***	4.261	0.246***	11.416	1.651***	4.129
UDWREP_Value	-1.169**	-1.980				
UDWREP_Vol	0.519	1.087				
UDWREP_Freq	-0.204*	-1.804				
UDWREP_Factor			-0.063***	-2.922	-0.037*	-1.854
LnSIZE	-0.047***	-3.210			-0.047***	-3.191
AGE	-0.002	-1.527			-0.002	-1.631
AFFILIATION	0.021	0.316			0.005	0.074
ROA	-0.004**	-2.111			-0.005**	-2.392
AUDITOR	-0.178***	-3.762			-0.194***	-4.098
R ²	0.282		0.050		0.260	
Adj. R ²	0.245		0.044		0.231	
F-value	7.570		8.537		9.118	
Sig.	0.000		0.004		0.000	
N	163		163		163	

Note: ***, ** and * indicate significance on the level 1%, 5% and 10%, respectively.

Based on these results, it can be said that the measurement of lead underwriter reputation based on underwriting value is the better indicator compared to other indicators. The underwriting value represents lead underwriter's funding capacity and reflects the level of risk assumed by the lead underwriter when conducting underwriting (under the full commitment agreement). Therefore, reputable lead underwriters will only guarantee high-value companies that have good quality and prospects. This is different from the underwriting volume and frequency. Even though the number or volume of underwriting shares is large, the underwriting value is not necessarily large, because shares volume may be large but the value per share might be small. Likewise, the underwriting frequency, although underwriters often guarantee, the underwriting value may be small, so the level of risk borne is also small. The regression coefficient of reputation based on volume is positively and significantly indicating a reduction in the level of risk in selling the company's shares in the market. Price discounting is one of the strategies taken by the lead underwriter to maintain its reputation concerning the sale of offered shares.

Table 6 Further analysis (underpricing measurement by initial return)

Variables	1		2	
	Coeff.	t-value	Coeff.	t-value
Cons	1.612***	4.045	1.636***	4.106
UDWREP	-0.802**	-2.051		
UDWREP_Factor			-0.037**	-1.886
LnSIZE	-0.044***	-3.018	-0.046***	-3.163
AGE	-0.002*	-1.681	-0.002	-1.652
AFFILIATION	-0.002	-0.023	0.000	0.004
ROA	-0.004**	-2.161	-0.005**	-2.346
AUDITOR	-0.192***	-4.068	-0.195***	-4.149
R ²	0.264		0.261	
Adj. R ²	0.236		0.233	
F-value	9.323		9.180	
Sig.	0.000		0.000	
N	163		163	

Note: ***, ** and * indicate significance on the level 1%, 5% and 10%, respectively.

Furthermore, to anticipate inconsistencies in the analysis results and to produce robust estimation models, we conducted principal component analysis to reduce the components of reputation into a fewer number, so that each retained component explains maximum data variance. The score formed from the new components is a composite score which is calculated from the linear combination of all lead underwriter reputation indicators (Gudono, 2014). The analysis results presented in Table 5 columns 2 and 3 shows the regression coefficients that are negative and significant at the level of 1% and 10%. The analysis results are consistent with the results of the previous analysis (Table 4 column 2). The consistency of research results can also be seen in the result of the analysis that uses initial returns as a measurement of underpricing. Table 6 columns 1 and 2 show the regression coefficients for lead underwriter reputation that are negative and significant at the level of 5%. Thus, it can be concluded that the lead underwriter reputation is an important factor that can reduce the level of underpricing in companies conducting IPO.

1

19

5 Conclusions

24

53

This study examines the effect of lead underwriter reputation on underpricing in Indonesia. The reputation of the lead underwriter is considered as a signal of a company's quality that capable of reducing the level of underpricing during the IPO. Consistent with our predictions, this study proves that the lead underwriter reputation has a negative effect on underpricing level. These results are robust based on the result of sensitivity analysis. The analysis results indicate that the mechanism of signalling the company's quality through the use of highly reputable lead underwriters has proven to be effective in reducing the level of underpricing. The highly reputable lead underwriter is considered to have an ability to make an accurate estimation of the intrinsic value of the company. Therefore, the price of a stock during the IPO will not far different from the stock price in the capital market. This research has important implications for companies in selecting underwriter during an IPO. For companies, underpricing is considered as the cost of capital. The higher the level of underpricing, the higher the cost of capital in the IPO. This means that the funds obtained by the company during the IPO are not optimal. Therefore, the result of this study can be used as a consideration in determining the lead underwriter during an IPO. In the context of the research method, the study results provide evidence that the measurement of reputation based on the market share of underwriting value is a better measurement method than volume and frequency-based. Therefore, this study provides additional references for similar research, especially in developing countries with semi-strong market efficiency levels such as Indonesia.

Nevertheless, several limitations are admitted. This study only captures the reputation of lead underwriters based on market share one year before the underwriter is hired by a company. In addition, this study does not consider the expertise or specialisation of lead underwriters. Future study can consider lead underwriter reputation in a longer period, for example, the average reputation for three years before hired as an underwriter in a company. In addition, future research can also consider lead underwriter industry specialisation as an indicator of lead underwriter quality. This study does not consider the underwriting fees, which is another limitation of this study. The variables studied in the current study are important to be considered for future research. In the perspective of agency theory, underwriting fees are one of the variables that can motivate agents (underwriters) to work appropriately with the interests of the issuer. Thus, the agency conflict can be reduced and the company's main goal to get the maximum funding can be achieved.

References

- Agrawal, D. (2009) *IPO Underpricing, a Literature Review* [online] <http://ssrn.com/abstract=1724762> (accessed 2 August 2012).
- Albring, S.M., Elder, R.J. and Zhou, J. (2007) 'IPO underpricing and audit quality differentiation within non-big 5 firms', *International Journal of Auditing*, Vol. 11, No. 2, pp.115–131.
- Allen, F. and Faulhaber, G.R. (1989) 'Signaling by underpricing in the IPO market', *Journal of Financial Economics*, Vol. 23, No. 2, pp.303–323.
- Amer, M. and Ahmad-Zaluki, N. (2016) 'The effect of underwriter's market share, spread, and management earnings forecasts bias and accuracy on underpricing of Malaysian IPOs', *International Journal of Managerial Finance*, Vol. 12, No. 3, pp.351–371.

- Anderson, S.C., Beard, T.R. and Born, J.A. (1995) *Initial Public Offerings: Findings and Theories*, Kluwer Academic Publishers, Boston.
- Bansal, R. and Khanna, A. (2013) 'Vector auto-regressive analysis of determinants of IPO underpricing: empirical evidence from Bombay Stock Exchange', *Global Business Review*, Vol. 14, No. 4, pp.651–689.
- Baron, D. (1982) 'A model of the demand for investment banking advising and distribution services for new issues', *The Journal of Finance*, Vol. 37, No. 4, pp.955–976.
- Bottazzi, L. and Da Rin, M. (2016) *Voluntary Information Disclosure at IPO* [online] http://papers.ssrn.com/sol3/papers.cfm?abstract_id=2810847 (accessed 10 September 2016).
- Brunton, G.D., Chahine, S. and Filatotchev, I. (2009) 'Founders, private equity investors, and underpricing in entrepreneurial IPOs', *Entrepreneurship: Theory and Practice*, Vol. 33, No. 4, pp.909–928.
- Carter, R.B. and Manaster, S. (1990) 'Initial public offerings and underwriter reputation', *Journal of Finance*, Vol. 45, No. 4, pp.1045–1067.
- Carter, R.B., Dark, F.H. and Singh, A.K. (1998) 'Underwriter reputation, initial returns, and long-run performance of IPO stocks', *The Journal of Finance*, Vol. 53, No. 1, pp.285–311.
- Certo, S.T., Covin, J.G., Daily, C.M. and Dalton, D.R. (2001) 'Wealth and the effects of founder management among IPO-stage new ventures', *Strategic Management Journal*, Vol. 22, No. 6, pp.641–658.
- Chang, X., Gygyax, A.F., Oon, E. and Zhang, H.F. (2008) 'Auditor quality, auditor compensation and initial public offering underpricing', *Accounting and Finance*, Vol. 48, No. 3, pp.391–416.
- Chen, C. and Mohan, N. (2002) 'Underwriter spread, underwriter reputation, and IPO underpricing: a simultaneous equation analysis', *Journal of Business Finance and Accounting*, Vol. 29, Nos. 3/4, pp.521–540.
- Cooper, D.R. and Schindler, P.S. (2003) *Business Research Methods*, 8th ed., McGraw-Hill Irwin, Boston.
- Darmadi, S. and Gunawan, R. (2013) 'Underpricing, board structure, and ownership: an empirical examination of Indonesian IPO firms', *Managerial Finance*, Vol. 39, No. 2, pp.181–200.
- Gudono (2014) *Analisis data multivariat*, Edisi ketiga, BPFE, Yogyakarta.
- Gujarati, D.N. (1995) *Basic Econometrics*, 4th ed., United State Military Academy, New York.
- Gumanti, T.A. and Niagara, M.N. (2006) 'Ownership retention, number of risk factors and underpricing in Indonesian initial public offerings', *Symposium Nasional Akuntansi IX*, Padang, Indonesia.
- Hanley, K.W. and Hoberg, G. (2012) 'Litigation risk, strategic disclosure and the underpricing of initial public offerings', *Journal of Financial Economics*, Vol. 103, No. 2, pp.235–254.
- Hidayat, K. (2019) *Diskon pajak bagi emiten dengan saham publik 40% bisa meningkatkan minat IPO* [online] <https://investasi.kontan.co.id/news/diskon-pajak-bagi-emiten-dengan-saham-publik-40-bisa-meningkatkan-minat-ipo> (accessed 21 September 2019).
- Jelic, R., Saadouni, B. and Briston, R. (2001) 'Performance of Malaysian IPOs: underwriters reputation and management earnings forecast', *Pacific-Basin Finance Journal*, Vol. 9, No. 5, pp.457–486.
- Jenkinson, T. and Ljungqvist, A. (2001) *Going Public: The Theory and Evidence on How Companies Raise Equity Finance*, Clarendon Press, Oxford.
- Kim, M. and Ritter, J.R. (1999) 'Valuing IPOs', *Journal of Financial Economics*, Vol. 53, No. 3, pp.409–437.
- Kim, N.Y. and Hwang, K.J. (2018) 'Impact of underwriter reputation on accounting conservatism of the IPO firm: South Korean cases', *International Journal of Economic Policy in Emerging Economies*, Vol. 11, No. 3, pp.238–247.
- Kirkulak, B. and Davis, C. (2005) 'Underwriter reputation and underpricing: evidence from the Japanese IPO market', *Pacific-Basin Finance Journal*, Vol. 13, No. 4, pp.451–470.
- Ljungqvist, A. (2007) 'IPO underpricing', in Eckbo, B.E. (Ed.): *Handbook of Corporate Finance: Empirical Corporate Finance*, Vol. 1, pp.376–409, Elsevier, North Holland.

- Meggison, W.L. and Weiss, K.A. (1991) 'Venture capitalist certification in initial public offerings', *Journal of Finance*, Vol. 46, No. 3, pp.879–903.
- Murtini, U. (2015) 'Pengaruh reputasi underwriter, size dan usia perusahaan pada penentuan harga IPO', *Jurnal Riset Akuntansi dan Keuangan*, Vol. 11, No. 2, pp.137–146.
- Nabhani, A. (2019) *Indonesia masuk peringkat ke-10 pasar IPO global-geliat minat perusahaan go public* [online] <http://www.neraca.co.id/article/119572/geliat-minat-perusahaan-go-public-indonesia-masuk-peringkat-ke-10-pasar-ipo-global> (accessed 21 September 2019).
- Prawestri, L. and Indrasari, A. (2014) 'Informasi akuntansi dan non akuntansi terhadap initial return', *Jurnal Akuntansi & Investasi*, Vol. 15, No. 1, pp.17–27.
- Putra, I.E.P. and Sudjarni, L.K. (2017) 'Pengaruh reputasi underwriter, ukuran perusahaan, dan jenis industri terhadap underpricing saat IPO di BEI', *E-Jurnal Manajemen Unud*, Vol. 6, No. 1, pp.492–520.
- Razafindrambinina, D. and Kwan, T. (2013) 'The influence of underwriter and auditor reputations on IPO underpricing', *European Journal of Business and Management*, Vol. 5, No. 3, pp.199–212.
- Ritter, J.R. (2015) *Money Left on the Table in IPOs by Firm* [online] <https://site.warrington.ufl.edu/ritter/files/2015/08/Money-Lefton-the-Table-in-IPOs-by-Firm-2015-08-04.pdf> (accessed 17 June 2017).
- Ritter, J.R. and Welch, I. (2002) 'A review of IPO activity, pricing, and allocations', *Journal of Finance*, Vol. 57, No. 4, pp.1795–1828.
- Rock, K. (1986) 'Why new issues are underpriced', *Journal of Financial Economics*, Vol. 15, No. 1, pp.187–212.
- Singh, I. and Van der Zahn, J-L.W.M. (2007) 'Does intellectual capital disclosure reduce an IPOs cost of capital: the case of underpricing', *Journal of Intellectual Capital*, Vol. 8, No. 3, pp.494–516.
- Su, C. and Bangassa, K. (2011) 'Underpricing and long-run performance of Chinese IPOs: the role of underwriter reputation', *Financial Market and Portfolio Management*, Vol. 25, No. 1, pp.53–74.
- Su, C. and Brookfield, D. (2013) 'An evaluation of the impact of stock market reforms on IPO underpricing in China: the certification role of underwriters', *International Review of Financial Analysis*, Vol. 28, No. 1, pp.20–33.
- Sundarasan, S.D., Khan, A. and Rajangam, N. (2017) 'Signalling roles of prestigious auditors and underwriters in an emerging IPO market', *Global Business Review*, Vol. 19, No. 1, pp.1–16.
- Tian, L. (2011) 'Regulatory underpricing: determinants of Chinese extreme IPO returns', *Journal of Empirical Finance*, Vol. 18, No. 1, pp.78–90.
- Tinic, S. (1988) 'Anatomy of initial public offerings of common stock', *Journal of Finance*, Vol. 43, No. 4, pp.789–822.
- Welch, I. (1989) 'Seasoned offerings, imitation costs, and the underpricing of initial public offerings', *Journal of Finance*, Vol. 44, No. 2, pp.421–449.
- Widarjo, W. and Bandi (2018) 'Determinants of intellectual capital disclosure in the IPOs and its impact on underpricing: evidence from Indonesia', *International Journal of Learning and Intellectual Capital*, Vol. 15, No. 1, pp.1–19.
- Widarjo, W., Rahmawati, Bandi and Widagdo, A.K. (2017) 'Underwriter reputation, intellectual capital disclosure, and underpricing', *International Journal of Business and Society*, Vol. 18, No. 2, pp.227–244.
- Widiyanti, N.W. and Kusuma, F.D. (2013) 'Analisis informasi akuntansi dan non akuntansi terhadap initial return saham pada perusahaan yang melakukan IPO di Bursa Efek Indonesia', *Symposium Nasional Akuntansi XVI*, Manado, Indonesia.
- Yolana, C. and Martani, D. (2005) 'Variabel-variabel yang mempengaruhi fenomena underpricing pada penawaran saham perdana di BEI tahun 1994–2001', *Symposium Nasional Akuntansi VIII*, Solo, Indonesia.

Artikel Bandi, Wahyu Widarjo dan Irwan Trinugroho

ORIGINALITY REPORT

21 %
SIMILARITY INDEX

17 %
INTERNET SOURCES

13 %
PUBLICATIONS

4 %
STUDENT PAPERS

PRIMARY SOURCES

1	www.ijbs.unimas.my Internet Source	2 %
2	www.tandfonline.com Internet Source	1 %
3	perpus.univpancasila.ac.id Internet Source	1 %
4	mygoodplace.ciando.com Internet Source	1 %
5	www.kriso.ee Internet Source	1 %
6	Rahmawati, S., Sri Wahyu Agustiningsih, and Erna Setiany. "The effect of earnings management with special item to investment decision: empirical study at manufacture firm listed in Indonesia Stock Exchange 2008-2010", International Journal of Monetary Economics and Finance, 2015. Publication	1 %
7	journals.sagepub.com Internet Source	1 %
8	digital.library.adelaide.edu.au Internet Source	

		1 %
9	www.emeraldinsight.com Internet Source	1 %
10	www.mdpi.com Internet Source	1 %
11	Bambang Sutopo, N.A. Sutaryo, Yoshia Christian. "Empirical study of the determinants on audit reporting timeliness: evidence from Indonesia", International Journal of Trade and Global Markets, 2017 Publication	1 %
12	vuir.vu.edu.au Internet Source	1 %
13	bura.brunel.ac.uk Internet Source	<1 %
14	arno.uvt.nl Internet Source	<1 %
15	moam.info Internet Source	<1 %
16	repo.uum.edu.my Internet Source	<1 %
17	www.ccf.org.cn Internet Source	<1 %
18	Ikramul Hasan, Samiul Parvez Ahmed, Sarwar Uddin Ahmed, Tanzina Binte Yousuf. "Factors influencing users' willingness for	<1 %

online messaging services: a developing country perspective", International Journal of Mobile Communications, 2021

Publication

-
- 19 Shaw Warn Too, Wan Fadzilah Wan Yusoff. "Exploring intellectual capital disclosure as a mediator for the relationship between IPO firm-specific characteristics and underpricing", Journal of Intellectual Capital, 2015
Publication <1 %
-
- 20 Dewi, Dian Masita. "The Role of CSRD on Company's Financial Performance and Earnings Response Coefficient (ERC)", Procedia - Social and Behavioral Sciences, 2015.
Publication <1 %
-
- 21 Journal of Intellectual Capital, Volume 13, Issue 1 (2012-01-07)
Publication <1 %
-
- 22 Submitted to School of Business and Management ITB
Student Paper <1 %
-
- 23 eprints.nottingham.ac.uk
Internet Source <1 %
-
- 24 karyailmiah.unisba.ac.id
Internet Source <1 %
-
- 25 www.emerald.com
Internet Source <1 %
-

26	Submitted to University of Glasgow Student Paper	<1 %
27	Submitted to University of Macau Student Paper	<1 %
28	eudl.eu Internet Source	<1 %
29	koreascience.or.kr Internet Source	<1 %
30	www.econstor.eu Internet Source	<1 %
31	Intan Permanasari, Augustina Kurniasih. "Factors Affecting the Yield of Indonesia Government Bonds 10 Years", European Journal of Business and Management Research, 2021 Publication	<1 %
32	Submitted to Universitas Jenderal Soedirman Student Paper	<1 %
33	Submitted to iGroup Student Paper	<1 %
34	Journal of Property Investment & Finance, Volume 31, Issue 3 (2013-05-27) Publication	<1 %
35	Maria Rosa Borges. "Underpricing of Initial Public Offerings: The Case of Portugal",	<1 %

International Advances in Economic Research, 2006

Publication

36	docplayer.info Internet Source	<1 %
37	giapjournals.com Internet Source	<1 %
38	mpra.ub.uni-muenchen.de Internet Source	<1 %
39	Ke-jing Chen, Yan-xi Li, Lin Song, Guo-hua Yin. "A study of impact on IPO pricing of auditors' reputation—Based on the empirical research of Chinese GEM companies", 2014 International Conference on Management Science & Engineering 21th Annual Conference Proceedings, 2014 Publication	<1 %
40	Managerial Finance, Volume 38, Issue 9 (2012-07-21) Publication	<1 %
41	bradscholars.brad.ac.uk Internet Source	<1 %
42	eprints.soas.ac.uk Internet Source	<1 %
43	jfe.rochester.edu Internet Source	<1 %
44	mafiadoc.com Internet Source	<1 %

45	onlinelibrary.wiley.com Internet Source	<1 %
46	www.joebm.com Internet Source	<1 %
47	www.shirkah.or.id Internet Source	<1 %
48	Bazeet Olayemi Badru, Nurwati A. Ahmad Zaluki, Wan Nordin Wan Hussin. "Academic directors and IPO initial returns", International Journal of Business Governance and Ethics, 2018 Publication	<1 %
49	Mohammad Muflih Alhadab. "IPO UNDERPRICING AND AUDIT QUALITY: EVIDENCE FROM THE ALTERNATIVE INVESTMENT MARKET IN THE UK", Corporate Board:role, duties and composition, 2016 Publication	<1 %
50	Xuan Peng, YiBo Jia, Kam C. Chan, XiongYuan Wang. "Let us work together: The impact of customer strategic alliances on IPO underpricing and post-IPO performance", Journal of Corporate Finance, 2021 Publication	<1 %
51	akuntabilitasuinjkt.wordpress.com Internet Source	<1 %

52	dspace.stir.ac.uk Internet Source	<1 %
53	eprints.perbanas.ac.id Internet Source	<1 %
54	eprints.ums.ac.id Internet Source	<1 %
55	hdl.handle.net Internet Source	<1 %
56	mgt.gatech.edu Internet Source	<1 %
57	ro.ecu.edu.au Internet Source	<1 %
58	www.doria.fi Internet Source	<1 %
59	Ali Albada, Othman Yong, Soo-Wah Low. "Relationship between prestige signals and over-subscription ratio", International Journal of Managerial Finance, 2019 Publication	<1 %
60	Gender in Management - An International Journal, Volume 30, Issue 3 (2015) Publication	<1 %
61	Nischay Arora, Balwinder Singh. "Impact of Auditor and Underwriter Reputation on Underpricing of SME IPOs in India", Management and Labour Studies, 2019 Publication	<1 %

62 journal.uinjkt.ac.id

Internet Source

<1 %

63

Chui Zi Ong, Rasidah Mohd-Rashid, Kamarun Nisham Taufil-Mohd. "Underwriter reputation and IPO valuation in an emerging market: evidence from Malaysia", *Managerial Finance*, 2020

Publication

<1 %

64

Na Youn Kim, Kook Jae Hwang. "Impact of underwriter reputation on the accounting conservatism of the IPO firm: South Korean cases", *International Journal of Economic Policy in Emerging Economies*, 2018

Publication

<1 %

65

Tiziana La Rocca. "Do prestigious underwriters shape IPO pricing? A meta-analytic review", *Review of Managerial Science*, 2019

Publication

<1 %

Exclude quotes Off

Exclude matches Off

Exclude bibliography On

LEMBAR
HASIL PENILAIAN SEJAWAT SEBIDANG ATAU PEER REVIEW
KARYA ILMIAH : JURNAL ILMIAH

Judul Jurnal Ilmiah (Artikel) : The lead underwriter reputation and underpricing: study of company's IPO in Indonesia

Penulis Jurnal Ilmiah : Bandi, Wahyu Widarjo, Irwan Trinugroho

Identitas Jurnal Ilmiah : a. Nama Jurnal : International Journal of Economic Policy in Emerging Economies
b. Nomor ISSN : 1752-0460
c. Volume, Nomor, Edisi : 13, 3, Reguler 2020
d. Penerbit : Inderscience
e. DOI artikel (jika ada) : 10.1504/IJEPEE.2020.109051

Kategori Publikasi Jurnal Ilmiah (beri \checkmark pada kategori yang tepat) :

Jurnal Ilmiah Internasional
 Jurnal Ilmiah Nasional Terakreditasi
 Jurnal Ilmiah Nasional Tidak Terakreditasi

Hasil Penilaian Validasi :

No	Aspek	Uraian/Komentar Penilaian
1	Indikasi Plagiasi	Hasil cek turnitin 21%. Tidak ada indikasi plagiasi, karena tingkat kemiripan dengan sumber primer yang tertinggi adalah 2%.
2	Linearitas	Topik karya ilmiah sesuai dengan bidang ilmu akuntansi.

Hasil Penilaian Peer Review :

Komponen yang Dinilai	Nilai Maksimal Jurnal Ilmiah			Nilai Akhir yang Diperoleh
	Internasional	Nasional Terakreditasi	Nasional Tidak Terakreditasi	
a. Kelengkapan unsur isi Jurnal (10%)	<input checked="" type="checkbox"/>	<input type="checkbox"/>	<input type="checkbox"/>	4
b. Ruang lingkup dan kedalaman pembahasan (30%)	12			11
c. Kecukupan dan kemutakhiran data / informasi dan metodologi (30%)	12			11
d. Kelengkapan unsur dan kualitas penerbit (30%)	12			10
Total = (100%)	40			36
e. Kontribusi Pengusul Sebagai : Anggota Penulis Koresponden/Co-author : Co-Author Urutan Author : 2 Jumlah Anggota : 2 Prosentase : (20%) (20% * 40)	8			
TOTAL NILAI (0.2 * 36)	7.2			

Komentar/Ulasan Peer Review

Karya ilmiah sudah memenuhi kriteria sebagai publikasi pada jurnal internasional bereputasi dan berfaktor dampak.

Catatan Penilaian Artikel oleh Reviewer :

1. Kesesuaian dan Kelengkapan unsur isi jurnal : Karya ilmiah sudah memenuhi semua unsur kelengkapan yang sesuai dengan standar publikasi di jurnal internasional bereputasi dan berfaktor dampak.

2. Ruang lingkup dan kedalaman pembahasan : Ruang lingkup penelitian sudah sesuai dengan ruang lingkup jurnal dan bidang keilmuan penulis, yaitu akuntansi. Artikel tersebut menganalisis permasalahan underpricing dan reputasi lead underwriter di Indonesia. Artinya isu yang dikaji penting untuk diteliti, karena tingkat underpricing Indonesia cukup tinggi dibandingkan dengan negara-negara tetangga. Fenomena dan celah riset sudah dijelaskan dengan baik berdasarkan data dan hasil riset terdahulu yang relevan. Hasil penelitian dan pembahasan sudah dijelaskan tuntas dan disertai dengan referensi. Pembahasan dalam artikel juga tidak hanya sebatas hasil analisis statistik saja, tetapi juga menjelaskan implikasi hasil penelitian secara teoritik dan praktik.

3. Kecukupan dan kemitakhiran data/informasi dan metodologi : Data yang digunakan dalam penelitian sudah memenuhi unsur kecukupan data secara statistik. Sumber dan teknik pemerolehan data sudah dijelaskan dengan baik. Definisi operasional dan pengukuran variabel sudah dijelaskan dengan detail. Teknik analisis data dan pengujian hipotesis sudah sesuai dengan tipe dan jenis data. Selain itu, sudah dilakukan analisis lanjutan untuk memastikan bahwa model penelitian yang dikembangkan sudah robust.

4. Kelengkapan unsur dan kualitas terbitan : Jurnal sudah memenuhi kelengkapan unsur terbitan berkala ilmiah internasional bereputasi dan berfaktor dampak. Penerbit jurnal termasuk salah satu publisher yang memiliki reputasi yang baik di tingkat internasional. Hasil penelusuran di website jurnal menunjukkan bahwa editor dan reviewer jurnal berasal dari berbagai negara dan berafiliasi dengan perguruan tinggi ternama. H-index jurnal sebesar 13 dan memiliki SJR 0.41.

Surakarta, 5 Januari 2022

Reviewer 1



Prof. Drs. Dioko Suhardjanto, M.Com.(Hons), Ph.D., Ak

NIP. 196302031989031006

Unit Kerja : Fakultas Ekonomi dan Bisnis

LEMBAR
HASIL PENILAIAN SEJAWAT SEBIDANG ATAU PEER REVIEW
KARYA ILMIAH : JURNAL ILMIAH

Judul Jurnal Ilmiah (Artikel) : The lead underwriter reputation and underpricing study of company's IPO in Indonesia

Penulis Jurnal Ilmiah : Bandi, Wahyu Widarjo, Irwan Trinugroho

Identitas Jurnal Ilmiah :

- a. Nama Jurnal : International Journal of Economic Policy in Emerging Economies
- b. Nomor ISSN : 1752-0460
- c. Volume, Nomor, Edisi : 13, 3, Reguler 2020
- d. Penerbit : Inderscience
- e. DOI artikel (jika ada) : 10.1504/IJEPEE.2020.109051

Kategori Publikasi Jurnal Ilmiah (beri \surd pada kategori yang tepat) :

- Jurnal Ilmiah Internasional
- Jurnal Ilmiah Nasional Terakreditasi
- Jurnal Ilmiah Nasional Tidak Terakreditasi

Hasil Penilaian Validasi :

No	Aspek	Uraian/Komentar Penilaian
1	Indikasi Plagiasi	Hasil cek turnitin 21%. Tidak ada indikasi plagiasi.
2	Lincaritas	Topik karya ilmiah sesuai dengan bidang ilmu akuntansi.

Hasil Penilaian Peer Review :

Komponen yang Dinilai	Nilai Maksimal Jurnal Ilmiah			Nilai Akhir yang Diperoleh
	Internasional	Nasional Terakreditasi	Nasional Tidak Terakreditasi	
	<input checked="" type="checkbox"/>	<input type="checkbox"/>	<input type="checkbox"/>	
a. Kelengkapan unsur isi Jurnal (10%)	4			4
b. Ruang lingkup dan kedalaman pembahasan (30%)	12			11
c. Kecukupan dan kemutakhiran data / informasi dan metodologi (30%)	12			11
d. Kelengkapan unsur dan kualitas penerbit (30%)	12			11
Total = (100%)	40			37
e. Kontribusi Pengusul Sebagai : Anggota Penulis Koresponden/Co-author : Co-Author Urutan Author : 2 Jumlah Anggota : 2 Prosentase : (20%) (20% * 40)	8			
TOTAL NILAI (0,2 * 37)	7,4			

Komentar/Ulasan Peer Review

Karya ilmiah sudah memenuhi kriteria sebagai publikasi pada jurnal internasional bereputasi dan berdampak faktor.

Catatan Penilaian Artikel oleh Reviewer :

- 1. Kesesuaian dan Kelengkapan unsur isi jurnal :** Karya ilmiah sudah memenuhi semua unsur publikasi di jurnal internasional bereputasi dan berfaktor dampak.
- 2. Ruang lingkup dan kedalaman pembahasan :** Ruang lingkup penelitian sudah sesuai dengan ruang lingkup jurnal dan sesuai dengan bidang ilmu akuntansi. Pembahasan hasil penelitian sudah dijelaskan dengan runtut dan sistematis. Pembahasan hasil penelitian juga sudah didukung dengan literatur yang relevan dengan topik penelitian.
- 3. Kecukupan dan kemutakhiran data/informasi dan metodologi :** Data penelitian sudah memenuhi unsur kecukupan dalam analisis data statistik. Sumber data juga sudah dijelaskan dengan baik. Metode dan teknik analisis data sudah tepat dan sesuai dengan tujuan penelitian.
- 4. Kelengkapan unsur dan kualitas terbitan :** Publisher jurnal merupakan lembaga yang kredibel. editor dan reviewer yang berasal dari berbagai negara. Para penulis artikel di jurnal tersebut juga berasal dari berbagai negara. Jurnal masuk kategori terindeks scopus Quartil 3 dengan status on going. H index jurnal sebesar 13 dengan SJR 0.41 menunjukkan impact factor jurnal cukup tinggi.

Surakarta, 6 Januari 2022

Reviewer 2



Dr. Eko Arief Sudarsono, M.Si., Ak

NIP. 196112311988031006

Unit Kerja : Fakultas Ekonomi dan Bisnis