

Board-Auditor Interaction and Earnings Management: The Model of Company with Concentrated Ownership

Aminul Amin
Universitas Sebelas Maret & STIE Malang Kucecwara

Djuminah
Universitas Sebelas Maret

Djoko Suhardjanto
Universitas Sebelas Maret

Sri Wahyu Agustiningasih*
Universitas Sebelas Maret & Universitas Veteran Bangun Nusantara

— *Review of* —
**Integrative
Business &
Economics**
— *Research* —

ABSTRACT

We examined the effect of the interaction between two mechanisms of governance; monitoring the Board of Commissioners and Auditor examination to earnings management practices. Based on the completeness of the data, we selected 122 manufacturing companies listed in Indonesia Stock Exchange in the period of 2011-2014. Moderating regression analysis is used to examine the impact of ownership concentration on the model of earnings management monitoring. The examination is conducted on sub-samples based on the level of ownership concentrations. This study finds four characteristics of the Board of Commissioners that influence earnings management. Three of them (independence, expertise, and size) had negative effects; the other one (meeting) have positive effect on earnings quality. The Board of Commissioners interacts with auditor's quality in monitoring earnings management, except for meeting. Monitoring the effectiveness of weakening began to limit ownership of < 20%. Increasingly leading to higher concentration levels of < 90%, The Board of Commissioners influence on earnings management is insignificant.

Keywords: Board of Commissioners, auditor's quality, ownership concentration, earnings management.

1. INTRODUCTION

We examined the the effect of the interaction between two mechanisms of governance; monitoring The Board of Commissioners and Auditor examination on the practice of earnings management. Earnings is an important element in the agency contract: planning is a bonus, debt covenants, and political cost (Scott, 2012: 307-308). The facts show that the presentation of earnings often does not describe actual profit conditions. Related earnings report, several financial scandals demonstrated company engineering financial statements. Cases in Indonesia experienced by PT. Kimia Farma (Parsaoran, 2009); PT Kereta Api Indonesia (Banjarnahor, 2014); PT Katarina Utama (Bagus, 2010); PT Inovisi Infracom (Idris, 2015), while the case in Japan experienced by Toshiba

(Mukhlisin, 2015). This phenomenon proves that the practice of financial statements manipulation by management have been performed in several companies.

Earnings management practices are performed when there is asymmetry of information. The asymmetry of information could be triggered due to capital market conditions. Indonesian capital market has a semi-strong structure (Gumanti and Utami, 2002; Tjandra, 2006; Khajar 2008; Mar'ati, 2012). Semi-strong form market efficiency had a characteristic price reflects all relevant public information. Public information such as financial statements (profit) can be used to gain the abnormal return. The magnitude of abnormal returns is related with information asymmetry in the market (Ardiansyah and Qoyum, 2012). The parties who have access to comprehensive and quality information will receive abnormal return higher than the other party. Information held by investors, especially financial statements (profit) sometimes of poor quality, in other words it contains elements of earnings management (Gumanti, 2001; Sholihin and Na'im, 2004; Adiasih and Indra 2011, Dwiatnyana and Teak, 2014).

The asymmetry of information arising from moral hazard may encourage management opportunistic behavior which result in poor earnings management. Inappropriate earnings management is performed through hiding the actual operating performance by creating false bookkeeping or multiplying profit beyond the limits of reasonableness (Parfet, 2000). The negative impact of opportunistic earnings management is the low earning quality reported in the annual statement (Velury and Jenkins, 2006), reduce the relevance of accounting information (Habib, 2004), the decline in future earnings (Chan, Chan, Jegadeesh, and Lakonishok, 2004), and the decline in shares liquidity (Fathi, Seyyed, and Zahra, 2011).

The Board of Commissioners can perform the monitoring of financial statements to prevent the practice of opportunistic earnings management. Investors are reviewing whether capital has been invested properly, by monitoring where the regulatory process is supervised by the Board of Commissioners (Jaya, Septiarini, and Arafat, 2016). The Audit Committee, as a committee that assists the Board of Commissioners, can conduct a review on the financial information presented by the company. The review from the Audit Committee is reported to the Board of Commissioners for follow-up so that the company will presents high quality financial statements. The financial statements were presented companies need to assurance (assurance) that the financial statements presented in accordance with applicable accounting standards. According to regulations in the capital market, the guarantee is provided by external auditors who have professional competence in financial statements examination field. Two monitoring mechanisms interact with each other, the supervision by the Board of Commissioners and an examination by an external auditor. Internal mechanism is conducted by an Audit Committee that assists the Board of Commissioners, while the external mechanism runs by an external auditor (Babatunde and Olaniran, 2009).

The function of earnings management monitoring is determined by the characteristics of The Board of Commissioners. Osma (2008) finds that independent Board of Commissioners can prevents the manipulation of R & D spending. Alzoubi (2012) finds the effectiveness of monitoring conducted by the Board of Commissioners could reduce earnings management and improve the quality of financial reporting. Lo, Wong, and Firth (2010) find that companies with a higher proportion of independent commissioners, or have an audit committee with financial expertise could reduce the manipulation in transfer pricing.

The role of the Board of Commissioners monitoring is also depends on the control of large shareholders. Board of Commissioners will face a strong control of large shareholders, especially for companies with concentrated ownership. Large shareholders have an extensive control up to the management level and provide incentive to expropriate (La Porta, De Silanes, and Shleifer, 1999; Claessens, Djankov, and Lang, 2002; Faccio and Lang, 2002; Du and Dai, 2005; Palenzuela and Mariscal, 2007). Hassan and Abubakar (2012) assert that ownership affects earnings manipulation. The higher the number of shares owned by large shareholders, the more pressure managers feel to conform to the interests of shareholders (Sanda, Mukaila, and Garba, 2005). Concentration of ownership, beyond a certain level can lead to abuse of power, so it can be detrimental to the purpose of a company, which is maximizing the value of the company (Sanda *et al.*, 2005).

Other findings show different results, large stock holders has an incentive to monitor management (Shleifer and Vishny, 1997). The existence of large shareholders could effectively monitor management to avoid opportunistic behavior of earnings management (Roodposhti and Chashmi, 2010). Hashim and Devi (2008)^b find that concentrated share ownership by institutional investors has an interest on management monitoring because it has resources and expertise. Farooq and El Jai (2012) observe that the concentration of ownership has alignment effect that reduces manager's opportunistic behavior or entrenchment effect that increases earnings manipulation.

The above explanation shows that some financial cases related to earnings management are still occur in public companies in Indonesia. This condition is also confirmed by empirical evidence that the financial statements of public companies in Indonesia still contains an element of earnings management (Gumanti, 2001; Sholihin and Na'im, 2004; Adiasih and Indra 2011, Dwiatnyana and Teak, 2014). In accordance with good corporate governance, a monitoring mechanism has been run by the Board of Commissioners (Audit Committee) and the Auditor, but the practice of opportunistic earnings management still takes place. Do governance mechanisms performed effectively? Are there any influences of ownership? We suspect the strong influence of concentrated ownership that occurred in the majority of public companies in Indonesia to be the cause. Large shareholders had extensive control that gives incentive to expropriate, including opportunistic earnings management. This phenomenon causes the monitoring functions of the financial statements (profit and loss) to be less effective.

2. LITERATUR REVIEW AND HIPOTHESIS

The Interaction of Board Independence-Auditor Quality and Earnings Management

The study on the influence of board independence on earnings management resulted in mixed findings. The negative effect of board independence on earnings management is found by Niu (2006), Abdul-Rahman and Ali (2006), Osma and Noguer (2007), Jaggi, Leung, and Gul (2009), Lo, Wong, and Firth (2010), and Prastiti and Wahyu (2013). The research that finds the positive effect of board independence on earnings management are conducted by Saleh, Takiah, and Grace (2007) and Hashim and Devi (2008)^a. While Siregar and Main (2008) find no evidence of the relationship between independent commissioners and earnings management, this result contradict the findings from previous studies.

Based on the arguments above, it can be concluded that the majority of previous studies show that the board independence has a negative effect on earnings management, this relationship get stronger when two mechanisms are interacted, the board

independence and auditor quality. In a business environment with concentrated ownership, the negative influence of the board independence became weaker when the concentration of ownership is getting stronger, as the control shareholders also getting stronger (Jaggi and Tsui, 2007; Shleifer and Vishny, 1997). This hypothesis can be formulated as follows:

- H_{1a}** : The interaction between board independence and auditor quality negatively affect earnings management.
- H_{1b}** : The negative effect of Board independence-Auditor quality on earnings management is weaker when the concentration of ownership is higher.

The Interaction of Board Expertise-Auditor Quality and Earnings Management

The Board of Commissioners can play an effective role in improving the monitoring of earnings report by providing access to the necessary resources such as finance, governance, and specific expertise (Bedard, Chtourou, and Courteau, 2004; JCGC, 2009). Barton, Coombes, and Wong (2004: 61) state that to perform tasks effectively the Board of Commissioners must have certain capabilities and expertise, especially in finance. Study on the effect of board expertise on earnings management resulted in mixed findings. Research that shows negative effect of board expertise on earnings management are conducted by Xie, Davidson, and DaDalt (2003); Alzoubi and Selamat (2012); and Trainor and Finnegan (2013). The study that shows a positive effect on earnings management is conducted by Ahmed (2013). While Prastiti and Wahyu (2013), find that financial expertise of the Board of Commissioners has no effect on earnings management.

Based on the arguments above, it can be concluded that the majority of previous studies show negative effect of the Board expertise on earnings management, this relationship is stronger when the two mechanisms are interacted, the board expertise and auditor quality. In a business environment with concentrated ownership, the negative influence of the board expertise become weaker when the concentration of ownership is stronger, as the control shareholders also getting stronger (Jaggi and Tsui, 2007; Shleifer and Vishny, 1997). This hypothesis can be formulated as follows:

- H_{2a}** : The interaction of board expertise and auditor quality negatively affects earnings management.
- H_{2b}** : The negative effect of Board expertise-Auditor quality on earnings management is weaker while the higher concentration of ownership.

The Interaction of Board Size-Auditor Quality and Earnings Management

According to Monks and Minow (2011) the larger the size of the board will able to monitor the management with more time and effort, while the small size of the Board is only able to do a little of time and effort. The researches on the influence of the board size on earnings management generate diverse result. Researches that show the negative effect of board size on earnings management are conducted by Xie *et al.* (2003); Nihandi, Baghbani, and Bolouri (2011). Yu (2008) finds that a large board size is capable of detecting earnings management. Board size is a good indicator for the monitoring and advisory / management behavior (Anderson, Mansi, and Reeb, 2004; Coles, Daniel, and Naveen, 2008).

Researches that show the positive effect of board size on earnings management are conducted by Abdulrahman and Ali (2006) and Kao and Chen (2004). Abbott *et al.* (2004) find a positive relationship between the board size and the possibility of restatement. Topak (2011) concludes that there is a difficulty in performing communication, decision making, and coordination among board members in the board with a large size. While Tang and Xu (2007) find no significant relationship between the board size and earnings management. Nugroho and Umanto (2012) find that board size does not affect earnings management practices.

Based on the arguments above, it can be concluded that the majority of previous studies show that the Board size has a negative effect on earnings management, this relationship is stronger when the two mechanisms are interacting, the board size and auditor quality. In a business environment with concentrated ownership, the negative influence of the board size become weaker when the concentration of ownership is getting stronger, as the control shareholders also getting stronger (Jaggi and Tsui, 2007; Shleifer and Vishny, 1997). This hypothesis can be formulated as follows:

- H_{3a}** : The interaction between board size and auditor quality negatively affects earnings management.
- H_{3b}** : The negative effect of interaction between the board size and auditor quality on earnings management is weaker while the concentration of ownership is higher.

The Interaction of Board Meeting-Auditor Quality and Earnings Management

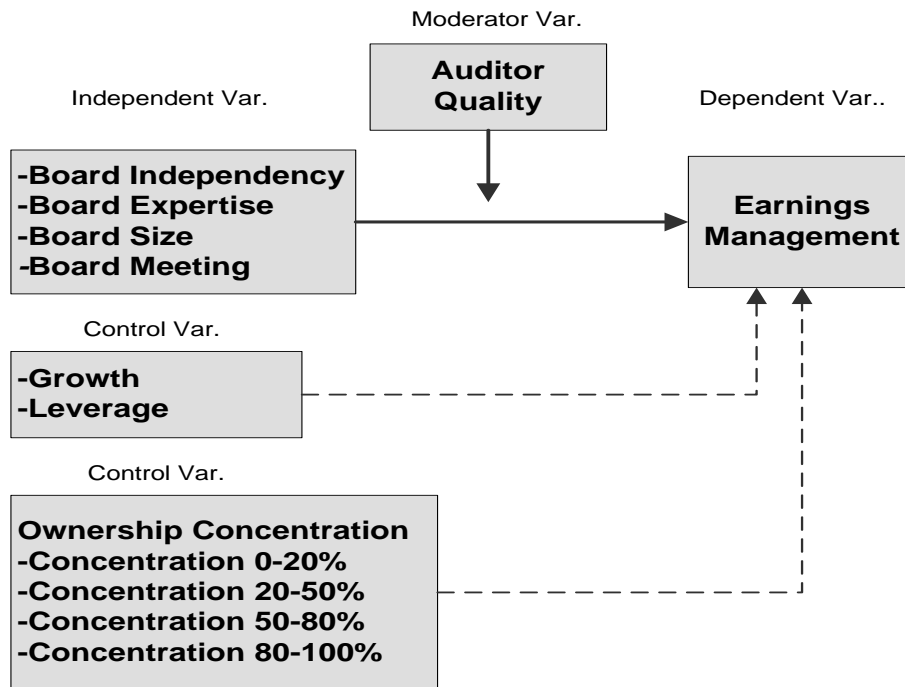
The results of previous studies show the positive influence of the board meeting on earnings management found by Gulzar and Wang (2011) and Metawee (2013), there is a positive relationship between board meetings and profit management. According to Lorca, Sanchez-Ballesta, and Garcia-Meca (2011), the board is not necessarily beneficial, because routine tasks commissioner and CEO take a lot of time, because it is necessary to define a common agenda in determining the doard meeting.

Based on the arguments above, it can be concluded that the majority of previous studies show that the board meeting has negative effect on earnings management, this relationship is stronger when two mechanisms are interacted, the board meeting and auditor quality. In a business environment with concentrated ownership, the negative influence of the board meeting become weaker when the concentration of ownership is stronger, as the control shareholders also getting stronger (Jaggi and Tsui, 2007; Shleifer and Vishny, 1997). This hypothesis can be formulated as follows:

- H_{4a}** : The interaction between board meeting and auditor quality negatively affects earnings management.
- H_{4b}** : The negative effect of interaction between board meeting and auditor quality on earnings management is weaker when the concentration of ownership is higher.

Overall development of the hypothesis can be presented in Figure 1.

Figure 1 Conceptual Framework of Research: Board-Auditor Interaction and Earnings Management



3. RESEARCH METHOD

The population of this research is manufacturing company listed in Indonesia Stock Exchange during 2011-2014 period, summed to 138 companies. Based on the data completeness, we selected 122 companies, thus the total observation is 488 (122 x 4 years). Due to the indication of outliers, we perform further selection and obtained 388 observations. We choose concentrated ownership as a research context. Ownership concentration is used as the basis to analyze the effect of monitoring effectivity. In this study we define ownership concentration as the major shareholder who own at least 20% (cut off) of the common shares (Faccio, and Lang, 2002). The samples, in further testing, are split into five groups based on their level of concentration, the ownership concentration of < 10%, the ownership concentration of < 20%, the ownership concentration of < 50%, the ownership concentration of < 80%, the ownership concentration of < 90%.

The data is analyzed using Moderating Regression Analysis (MRA). This method is selected because there is a moderating variable in the formula, the quality of the auditor. MRA is a specific application of multiple linear regression in the regression equation which contains elements of interaction or multiplication of two or more independent variables (Ghozali, 2011: 229). The model of analysis is:

$$EM = \alpha + \beta_1 BoardIndep + \beta_2 BoardExpert + \beta_3 BoardSize + \beta_4 BoardMeet + \beta_5 Growth + \beta_6 Leverage + \beta_7 Concentration1 + \beta_8 Concentration2 + \beta_9 Concentration3 + \beta_{10} Concentration4 + \varepsilon \quad (1)$$

$$EM = \alpha + \beta_1 BoardIndep + \beta_2 BoardExpert + \beta_3 BoardSize + \beta_4 BoardMeet + \quad (2)$$

$$\beta_5\text{AudQual} + \beta_6\text{Growth} + \beta_7\text{Leverage} + \beta_8\text{Concentration1} + \beta_9\text{Concentration2} + \beta_{10}\text{Concentration3} + \beta_{11}\text{Concentration4} + \varepsilon$$

$$\text{EM} = \alpha + \beta_1\text{BoardIndep} + \beta_2\text{BoardExpert} + \beta_3\text{BoardSize} + \beta_4\text{BoardMeet} + \beta_5\text{AudQual} + \beta_6\text{BoardIndep} * \text{AudQual} + \beta_7\text{BoardExpert} * \text{AudQual} + \beta_8\text{BoardSize} * \text{AudQual} + \beta_9\text{BoardMeet} * \text{AudQual} + \beta_{10}\text{Growth} + \beta_{11}\text{Leverage} + \beta_{12}\text{Concentration1} + \beta_{13}\text{Concentration2} + \beta_{14}\text{Concentration3} + \beta_{15}\text{Concentration4} + \varepsilon \quad (3)$$

The research variables are grouped into independent variable, dependent variable, moderating variables, and control variables. Each of these variables and measurements are presented in Table 1.

Table 1 Definition and Measurement of Variable

Board Independence	:	Proportion (percentage) of the independent members of the board to the total number of board members (Siregar and Utama, 2008; Osma, 2008; Lo, Wong, and Firth, 2010; Alzoubi, 2012).
Board Expertise	:	Proportion (percentage) of board members with accounting and finance education background to the total numbers of board members (Alzoubi, 2012; Trainor and Finnegan, 2013; Prastiti and Wahyu, 2013; Chychyla, Leone, and Minutti-Meza, 2015).
Board Size	:	The total number of board members of (Yu, 2008; Nihandi, Baghbani, and Bolouri; 2011; Monks and Minow, 2011; Alzoubi, 2012; Nugroho and Umanto, 2012)
Board Meeting:	:	The frequency of board meetings in the first year (Xie, <i>et al.</i> , 2003; Sarkar, Sarkar, and Sen, 2008; Gulzar and Wang, 2011; Alzoubi, 2012; Metawee, 2013).
Discretionary Accruals	:	$T\text{Accr}_{it} = \alpha_0 + \alpha_1(1/\text{Assets}_{i,t-1}) + \alpha_2\Delta\text{Rev}_{it} + \alpha_3\text{PPE}_{it} + \alpha_4\text{ROA}_{it} + \varepsilon_{it}$, (Kothari, Leone, and Wasley, 2005), The residual of the regression model is the discretionary accruals. This study uses the absolute value of discretionary accruals (DisAccr) as a proxy for the Earnings Management. The high discretionary accruals means the earnings management is high, and otherwise.
Auditor Quality	:	Measured using the industry specialization, the ratio of market share an ratio of total assets of audited companies as a proxy (Gul, Fung, and Jaggi, 2009).
Growth	:	The percentage growth in total assets (Bedard <i>et al.</i> , 2004).
Leverage	:	Measured using financial leverage, the ratio of total debt on total assets as a proxy (Hamdan, Adel, and Sameh, 2013).
Ownership Concentration	:	Total common stock ownership of at least 20% (cutoff) (Faccio, and Lang, 2002). The role of this variable is as a dummy variable and as a fraction sample.

4. RESEARCH FINDINGS

Data and Analysis

The analysis aims to find the effect of the main variables: board independence, board expertise, board size, board meeting on earnings management, and determine the effect of interaction between auditor quality and the board on earnings management.

Analysis also aims to determine the changes in the influence of the main variables (with the mechanism of interaction) at various levels of ownership concentration. The test aims to determine the significant value of each variable: Board of Commissioner independence, Board of Commissioner expertise, Board of Commissioner size, Board of Commissioner meeting on earnings management, with interaction or without interaction with auditor quality. The testing also aims to find the significant value of each variable at different levels of ownership concentration. The significance value is used to test the hypothesis, whether the hypothesis formulated/expressed is supported (significant) by the result or not. The results of the analysis are presented in Table 2 and Table 3.

Table 2 The Results of Interaction Model Analysis

Variable	Hip.	Exp. Sign	Main Model No Interaction		Model with Interaction		Explanation
			Σ Sample of 388		Σ Sample of 388		
			Beta	Sig.	Beta	Sig.	
Board Independency ^b	H ₁	(-)	-0.036	.474	-.104	.072*	H1a does not supported (5%)
Board Expertise ^b	H ₂	(-)	-0.104	.037**	-0.197	.001***	H2a supported
Boar Size ^b	H ₃	(-)	-0.006	.908	-0.186	.011**	H3a supported
Board Meeting ^b	H ₄	(+)	.124	.013**	.153	.015**	H4a supported
Auditor Quality ^b		(-)	-0.030	.591	-1.233	.001***	Significant
Board Indep*Auditor Quality ^d					.337	.092*	does not moderating
Board Expert*Auditor Quality ^d					.422	.008***	moderating
Board Size*Auditor Quality ^d					.668	.000***	moderating
Board Meeting*Auditor Quality ^d					-.040	.807	does not moderating
Growth ^c		(+)	.008	.875	.003	.946	Not significant
Leverage ^e		(+)	.206	.000***	.214	.000***	Significant
Ownership Concentration 1 ^f		(+)	-.125	.014**	-.090	.077*	Significant
Ownership Concentration 2 ^f		(+)	-.056	.303	-.035	.517	Not significant
Ownership Concentration 4 ^f		(+)	-.121	.025**	-.117	.029**	Significant
R			.316		.378		
R Square			.100		.143		
Adj. R Square			.076		.111		
F			4.190		4.441		
Sig.			.000***		.000***		
EM			= α + β1BoardIndep + β2BoardExpert + β3BoardSize + β4BoardMeet + β5AudQual + β6BoardIndep*AudQual + β7BoardExpert*AudQual + β8BoardSize*AudQual + β9BoardMeet*AudQual + β10Growth+ β11Leverage + β12Concentration1 + β13Concentration2 + β14Concentration3 + β15Concentration4 + ε				

***level of significant 0.01; ** level of significant 0.05; * level of significant 0.10

a. Dependent: Earnings Management

b. Independent (Predictors): Board Independency, Board Expertise, Board Size, Board Meeting

c. Moderator/Interaction: Auditor Quality

d. Interaction (Indep dan Moderator): BoardIndep*AudQual, BoardExpert*AudQual, BoardSize*AudQual, BoardMeet*AudQual

e. Control (Predictors): Growth, Leverage

f. Dummy of Ownership Concentration: Ownership Concentration 1 = 0 - 20% is 1, others 0; Ownership Concentration 2 = 20 - 50% is 1, others 0; Ownership Concentration 3 = 50 - 80% is 1, others 0; Ownership Concentration 4 = 80 - 100% is 1, others 0.

Table 2 The Analysis of Interaction Model at Various Levels of Concentration Results

Variable	Exp. Sign	Total Sample		Sample < 10%		Sample < 20%		Sample < 50%		Sample < 80%		Sample < 90%	
		Σ Sample of 388		Σ Sample of 388 ^f		Σ Sample of 365 ^f		Σ Sample of 274 ^f		Σ Sample of 87 ^f		Σ Sample of 33 ^f	
		Beta	Sig.	Beta	Sig.	Beta	Sig.	Beta	Sig.	Beta	Sig.	Beta	Sig.
Board Independency ^b	(-)	-.104	.072*	-.104	.072*	-.094	.112	-.115	.118	-.187	.317	.152	.614
Board Expertise ^b	(-)	-.197	.001***	-.197	.001***	-.184	.003***	-.162	.023**	-.180	.208	.078	.763
Boar Size ^b	(-)	-.186	.011**	-.186	.011**	-.218	.003***	-.122	.198	.094	.572	-.089	.839
Board Meeting ^b	(+)	.153	.015**	.153	.015**	.143	.027**	.126	.091*	.118	.449	-.014	.972
Auditor Quality ^c	(-)	-1.233	.001***	-1.233	.001***	-1.194	.001***	-1.525	.000***	-1.408	.081*	-2.823	.059*
Board Indep*Auditor Quality ^d		.337	.092*	.337	.092*	.352	.090*	.434	.087*	.823	.077*	1.194	.261
Board Expert*Auditor Quality ^d		.422	.008***	.422	.008***	.374	.023**	.407	.026*	-.084	.868	.716	.273
Board Size*Auditor Quality ^d		.668	.000***	.668	.000***	.663	.000***	.690	.002***	.563	.175	.732	.440
Board Meeting*Auditor Quality ^d		-.040	.807	-.040	.807	-.021	.901	.182	.382	.253	.568	.600	.255
Growth ^e	(+)	.003	.946	.003	.946	.027	.592	.057	.333	.164	.120	.479	.025**
Leverage ^e	(+)	.214	.000***	.214	.000***	.245	.000***	.279	.000***	-.028	.819	.047	.853
R		.316		.316		.348		.392		.456		.679	
R Square		.100		.100		.121		.154		.208		.461	
Adj. R Square		.076		.076		.093		.118		.092		.178	
F		4.190		4.190		4.411		4.321		1.793		1.631	
Sig.		.000***		.000***		.000**		.000**		.070*		.161	

***level of significant 0.01; ** level of significant 0.05; * level of significant 0.10

a. Dependent: Earnings Management

b. Independent (Predictors): Board Independency, Board Expertise, Board Size, Board Meeting

c. Moderator/Interaction: Auditor Quality

d. Interaction (Indep dan Moderator): BoardIndep*AudQual, BoardExpert*AudQual, BoardSize*AudQual, BoardMeet*AudQual

e. Control (Predictors): Growth, Leverage

f. Split Sample: Ownership Concentration 1 (cutoff 10%), Ownership Concentration 2 (cutoff 20%), Ownership Concentration 3 (cutoff 50%), Ownership Concentration 4 (cutoff 80%), Ownership Concentration 4 (cutoff 90%)

Table 3 Summary of Hypotheses Testing and Analysis

Hip	Statement	Test Results
H _{1a}	The interaction between board independence-auditor quality negatively affects earnings management.	do not supported (No evidence) at the level of 5% (no interaction) a. Main: beta (β) = -.104; sig. = .072*; b. Interaction: beta (β) = .337; sig. = .092* (Table 1)
H _{1b}	The negative effect of interaction between board independence-auditor quality on earnings management is weaker when the concentration of ownership is higher.	supported (evidence found) the higher the concentration levels (< 20%), the weaker the effect: 1. <u>Concentration 1 (cut off 10%):</u> beta (β) = -.197; sig. = .001*** 2. <u>Concentration 2 (cut off 20%):</u> beta (β) = -.094; sig. = .012** 3. <u>Concentration 3 (cut off 50%):</u> beta (β) = -.115; sig. = .118 (not significant) 4. <u>Concentration 4 (cut off 80%):</u> beta (β) = -.187; sig. = .137 (not significant) 5. <u>Concentration 5 (cut off 90%):</u> beta (β) = -.152; sig. = .614 (not significant) (Tabel 2)
H _{2a}	The interaction between board expertise-auditor quality negatively affects earnings management.	supported (evidence found): a. Main: beta (β) -.197; sig=.001***; b. Interaction: beta (β)=.422; sig=.008*** (Tabel 1)
H _{2b}	The negative effect of interaction between board expertise-auditor quality on earnings management is weaker when the concentration of ownership is higher.	support (evidence found)the higher the concentration levels (<50%), the weaker the effect: 1. <u>Concentration 1 (cut off 10%):</u> beta (β) = -.197; sig. = .001*** 2. <u>Concentration 2 (cut off 20%):</u> beta (β) = -.184; sig. = .003*** 3. <u>Concentration 3 (cut off 50%):</u> beta (β) = -.162; sig. = .023** 4. <u>Concentration 4 (cut off 80%):</u> beta (β) = -.180; sig. = .208 (not significant) 5. <u>Concentration 5 (cut off 90%):</u> beta (β) = .078; sig. = .763 (not significant) (Tabel 2)

Continued Table 3

Hip	Statement	Test Results
H _{3a}	The interaction between board size-auditor quality negatively affects earnings management.	supported (evidence found): Main: beta (β) = -.186; sig = .011** Interaction: beta (β) = .668; sig = .000*** (Table 1)
H _{3b}	The negative effect of interaction between board size-auditor quality on earnings management is weaker the concentration of ownership is higher.	supported (evidence found) the higher the concentration levels (<20%), the weaker the effect: 1. <u>Concentration 1 (cut off 10%):</u> beta (β) = -.186; sig. = .011** 2. <u>Concentration 2 (cut off 20%):</u> beta (β) = -.218; sig. = .003*** 3. <u>Concentration 3 (cut off 50%):</u> beta (β) = -.122; sig. = .198 (not significant) 4. <u>Concentration 4 (cut off 80%):</u> beta (β) = .094; sig. = .572 (not significant) 5. <u>Concentration 5 (cut off 90%):</u> beta (β) = -.089; sig.= .839 (not significant) (Tabel 4.15)
H _{4a}	The interaction between board meeting-auditor quality negatively affects earnings management.	Rejected (No evidence) at the level of 5% (no interaction) Main: beta (β) .153; sig=.015** Interaction: beta (β)=-.040; sig=.807 (Tabel 1)
H _{4b}	The negative effect of interaction between board meeting-auditor quality on earnings management is weaker when the concentration of ownership is higher.	supported (evidence found) higher concentration levels (<20%), the effect of the weaker: 1. <u>Concentration 1 (cut off 10%):</u> beta (β)= .153; sig=.015** 2. <u>Concentration 2 (cut off 20%):</u> beta (β)= .143; sig=.027** 3. <u>Concentration 3 (cut off 50%):</u> beta (β)= .126; sig=.091 (not significant) 4. <u>Concentration 4 (cut off 80%):</u> beta (β)= .118; sig=.449 (not significant) 5. <u>Concentration 5 (cut off 90%):</u> beta (β)= -.014; sig=.972 (not significant) (Tabel 2)

DISCUSSION

The Effect of Board of Commissioners on Earnings Management and the Interaction with Quality Auditor

The effectiveness of monitoring depends on various characteristics possessed by the board. The results of previous studies concluded that the effectiveness of the board in monitoring financial reporting (profit) is multidimensional and is influenced by a variety of

characteristics, which include independence (Osma, 2008), financial expertise (Bedard, Chtourou, and Courteau, 2004), size (Klein, 2002); the number of meetings (Xie, *et al.*, 2003; Adams, Hermalin, and Weisbach, 2008).

The analysis showed that the board characteristics affects earnings management, the effect is stronger when the variable interacts with auditor quality. Board characteristics that negatively affect earnings management is a skill and size, while meeting has a positive effect. The Board independence has no effect on earnings management (but significant at the 10% level).

The Effect of Board Independence on Earnings Management and the Interaction with Auditor Quality

The analysis showed that the board independence has no effect on earnings management. The results of this study contradict the research conducted by Fama and Jensen (1983); Sharma (2004); Abdul-Rahman and Ali (2006); Osma and Nogueer (2007); Osma (2008); Jaggi *et al.* (2009); Lo, Wong, and Firth (2010); and Prastiti and Wahyu (2013) who concluded that board independence negatively affects earnings management. While the finding from Siregar and Utama (2008) supports the results of this study, there is no evidence of an association independent commissioner with earnings management. While research conducted by Hashim and Devi (2008)^a finds evidence but with opposite sign, that there is a positive relationship of independent directors on earnings management. This result on board independence effect still provides mixed finding presumably because the independence of the board is difficult to observe directly. Researchers generally only able to observe this variable from the indicators that appeared on the surface, for example, the absence of working relationship between the commissioners and the company, in addition to his position as commissioner. Researchers do not have access to observe the actual relationship between the commissioners with the company owners, especially for a company that has an extensive network with another company (holding company). The research conducted by Siregar and Utama (2008), has similar characteristics with this study, so the results confirm each other.

Operationally, the task of monitoring (supervision) the implementation of financial statements is handed over to the Audit Committee, although one of the committee is appointed as the head of the Audit Committee. Audit Committee has a closer position to the monitoring of financial statement, thus they has direct relationship with the implementation of financial statement. The Board of Commissioners received a report on the review of financial statements (profit) from the Audit Committee. The follow-up of the report from the Audit Committee is highly dependent on the decision of the Board of Commissioners, the possibility is whether there will be a follow-up or not, or even delay in follow-up. Thus, Audit Committee has direct effect on the monitorin of earning management, in which the head of the Audit Committee also appointed as independent commissioner.

The Effect of Board Expertise on Earnings Management and the Interaction with Auditor Quality

The results of this study prove that the financial and accounting expertise of Board of Commissioner members has negative effect on earnings management, both before or after the interaction auditor quality. These results are in line with the opinion of Chtourou, Bedard, and Courteau (2001); Bedard *et al.* (2004); and JCGC (2009). The results also support findings of several previous studies. Findings from Xie *et al.* (2003) show that earnings management rarely occurs in companies that are monitored by the Board of Commissioners who have financial education backgrounds. Alzoubi and Selamat (2012)

find that Board of Commissioners with education background in finance has a negative effect on earnings management. Trainor and Finnegan (2013) find that a company with Board of Commissioners members who has an academic background (accounting and finance) has lower discretionary accruals.

This study also proved that the quality of auditors strengthen the influence of financial expertise of board members on earnings management. The interaction between financial and / or accounting expertise of board members with auditor quality is proven further strengthen the effectiveness of monitoring. The larger the number of board members who have financial and / or accounting expertise, the easier for them to interact with the auditors. Board members who have education background similar to the auditors will facilitate the communication concerning the financial reporting process (profit). These interactions can be a review of financial reporting activities (profit) together with the Audit Committee and auditors. This kind of interaction is proven to improve the effectiveness of earnings management monitoring.

The Effect of Board Size on Earnings Management and the Interaction with Auditor Quality

The results of this study prove that the size of the board negatively affects earnings management. This effect of the size of the Board to earnings management is significant both before and after interacting with auditor quality. The results of this study are consistent with the findings from Anderson *et al.* (2004); Persons (2006); Coles *et al.* (2008); and Monks and Minow (2011) that the size of the board determine the effectiveness of earnings management monitoring. Findings from Klein (2002) also supports that the effectiveness of monitoring is positively related to the size of the board because of its ability to distribute the workload. Yu (2008) finds that the small size of the board is more prone to failure in detecting the earnings management. This finding also shows implicitly that small size board tends to be easily influenced by management or dominant shareholders, while the large board size is more capable to monitor the actions of management. Xie *et al.* (2003) find a negative relationship between the size of the board and earnings management.

The results of this study contradict the result of research conducted by Abdulrahman and Ali (2006) and Kao and Chen (2004), they find a positive relationship between the size of the board and earnings management. Abbott *et al.* (2004) also find a positive relationship between the size of the board with the possibility of restatement. Topak (2011) concludes that the large size of the board is more difficult to perform communication, decision-making, and coordination between members of the board.

This research also proves that the auditor quality strengthen the influence of the size of the board on earnings management. The interaction between the size of the board with auditor quality is proven further strengthen the effectiveness of monitoring. The larger the number of board members provide more opportunity to interact with the auditors, because it allows distribution of tasks, especially to members of the board who has financial / accounting expertise. These interactions can be either a review of financial reporting (profit) together with the Audit Committee and auditors. This kind of interaction is proven to improve the effectiveness of earnings management monitoring.

The Effect of Board Meeting on Earnings Management and the Interaction with Auditor Quality

The results of this study are generally contrary to the findings of previous researches. This research proves that the board meeting has a positive effect on earnings management. The effect of board meetings is only significant when the interaction with

auditor quality is absent. This result proves that the board meeting never or involving few auditors, the auditors have more intensive interaction with the Audit Committee in reviewing the financial statements (profit). Board obtains reports on the meeting with the auditors from the Audit Committee, the board does not interact directly with the auditors, including the process of auditor selection, which is handed to the Audit Committee.

Board meeting has negative effect on earnings management. This shows that the more frequent the board holds a meeting, the higher the earnings management. We assume that this phenomenon is related with the effectiveness of the meeting. Board meetings usually discuss things that are strategic, while technical issues such as examining the financial statements are handed over to the Audit Committee. The Audit Committee provides report of their review on financial report to the Board of Commissioners. Whether the reports are presented in the forum of board meeting or in other forums, the researchers did not have the access for the data. Therefore the researchers explanation concerns the Board meeting because a positive effect on earnings management is not supported.

Some researchers support the results of this study. The research conducted by Gulzar and Wang (2011) find a positive relationship between board meetings and earnings management. Metawee (2013) also find a positive relationship between the board meeting and earnings management. Board meeting is not necessarily beneficial, because commissioner and CEO routine tasks take a lot of time, and it is necessary to define a common agenda in the board meeting (Lorca, Sanchez-Ballesta, and Garcia-Meca, 2011).

This study contradicts the research conducted by Lipton and Lorsch (1992), that the Board of Commissioners meet frequently are more likely to solve the company's problems effectively. According Vafeas (1999), the more frequent the board meetings, the more effective the monitoring function. They find evidence that the company that has less frequent board meeting experiences the decline in the monitoring of earning management. Xie *et al.* (2003) find that when board meetings are rarely carried out, issues such as earnings management may not be a priority because it has a little time. The number of board meetings significantly and negatively related to earnings management.

The Effect of Board of Commissioners on Earnings Management and the Interaction with Auditor Quality based on the Level of Concentration of Ownership

The role of the Board of Commissioners on monitoring earnings management is influenced by the business environment in Indonesia, which has the characteristics of concentrated ownership (La Porta, De Silanes, and Shleifer 1999; Claessens, Djankov, and Lang 2002; Lukviarman, 2004). Ownership concentration is likely to have wide powers of control, even at management level. Companies with concentrated ownership can be affected by a conflict of interests between majority and minority shareholders. Large shareholders may exercise the right of control to create a private benefit, sometimes expropriate minority shareholders. Large shareholders can impose personal preferences, even preference which runs contrary to the minority shareholders (Shleifer and Vishny, 1997). Therefore, shareholders are likely to interfere in the management, and may encourage managers to engage in earnings management in order to maximize the private benefits (Jaggi and Tsui, 2007). Managers fear the negative impact of a decrease in the performance of the majority shareholder, so they have a strong motivation to engage in earnings management. The concentration of ownership has more incentive to manage earnings because the expected benefits exceed the costs of holding equity monitoring (Ramsy and Blair, 1993).

On the other hand, the concentration of ownership can reduce agency costs by improving monitoring and reducing the free-rider problem (Shleifer and Vishny, 1997). Ali, Salleh, and Hassan (2008) and Iturriaga and Hoffmann (2005) find that the concentration of

ownership reduces manager discretionary behavior. Large shareholder can effectively monitor management to avoid opportunistic behavior of earnings management (Roodposhti and Chashmi, 2010). Hashim and Devi (2008)^b find that concentrated ownership by institutional investors attract monitoring because it has resources and expertise. Farooq and El Jai (2012) observe that the concentration of ownership has alignment effect that reduces manager opportunistic behavior or entrenchment effect that increases earnings manipulation.

At the level of ownership concentration < 20%, the effect of board independence and board size on earnings management is significantly weaker. At the level of ownership concentration < 50%, the effect of board expertise on earnings management is significantly weaker. At the level of ownership concentration < 20%, the effect of board meeting on earnings management without interacting with the quality of auditors is significantly weaker.

The results of this study prove that the higher the level of ownership concentration, further weakening the influence of board characteristics on earnings management. Researchers find that starting from the ownership concentration of < 20%, the effect of board characteristics on monitoring earnings management is significantly weaker. When the concentration of ownership is increasing and reaches near < 90%, the effect of board characteristics on earnings management become insignificant. The results of this study are supported by the findings of previous studies that the concentration of large shareholders tends to have wide powers of control, even at management level. Research conducted by Varma, Patel, and Naidu (2009) find that companies with a high concentration of ownership tend to favor managers to select accounting methods that is profitable for the company.

These results also show the weakening of board characteristics effect on earnings management, also followed by the shift in the sign of significance. Board independence and board expertise that have a negative effect on earnings managements at lower concentration levels show different effect at higher concentration levels (positive effect on earnings management). While the size of the Board of positive and negative changes in the level of concentration of < 80% and < 90%. Board meeting influence on earnings management turned negative at the higher concentration level, where previously (lower concentration levels) this variable has a positive effect.

The results of this study find that auditor quality consistently has a negative effect on earnings management, although the concentration of ownership becomes higher. This indicates that the auditor specialized in industry (auditor quality), is not affected by the level of ownership concentration. The results also indicate that the specialized auditor reflects qualified auditor. The results of previous studies support this conclusion. Balsam, Krishnan, and Yang (2003), find that the auditor specialized in certain industry is related with audit quality. Stein and Cadman (2005) state that auditors who specialized in the industry will provide high-quality audit. Audit quality will improved if the auditor who conducts the examination has specialized in the field of industry (Almutairi, Dunn, and Skantz, 2006). Rosnidah (2010) explains that the auditor who has experience in the examination of a client's industry type obtains technical training and continuously develops skills through education and training, they will be more qualified auditor. Sun and Guoping (2013) argue that the industry specialist auditors may restrict earnings management not only through financial audit but also through interaction with the internal governance mechanisms.

5. CONCLUSIONS AND CONTRIBUTIONS

Conclusions

The board independence has no effect on earnings management. Financial expertise and size of the board negatively affect earnings management. The greater the proportion of board members who have financial and/or accounting expertise increase the effectivity of earnings management monitoring. The greater the number of board members the more effective the earnings management monitoring is. The board meeting has positive effect on earnings management. The more frequent the meetings conducted by the board further improve earnings management, it is thought to relate to the effectiveness of the meeting. The board interacts with the auditor quality in earnings management monitoring. This shows that a qualified auditor will strengthen monitoring function of earnings management. Monitoring function will be more effective when there is interaction with the expertise and the size of the Board of Commissioners.

The concentration level of ownership has an impact on the effectiveness of monitoring. The weakening of monitoring effectiveness begins at the concentration of ownership of < 20%. The increase of ownership concentration at nearly < 90%, causes the effect of board characteristics on earnings management become insignificant. This shows that the higher the ownership concentration weakens the monitoring role of the board on earnings management. This study also find that auditor quality has consistent negative effect on earnings management, although the level of ownership concentration get higher. This indicates that the auditor specialized in a certain industry (which describes the quality of auditors) are not affected by the level of ownership concentration.

Contributions

The application of agency theory initially assumes that that ownership is dispersed, then for the business environment with a high concentration of ownership (such as in Indonesia), the application of assumptions should change. Changes in these assumptions will have an impact on empirical testing methods in research. The ownership structure is a part of the monitoring system in the concept of governance, but ownership with a particular concentration level can weaken monitoring. The weakening of of monitoring effectiveness confirms the presence of entrenchment effects because of the high level of concentration of ownership.

While in practice, the majority ownership exceeding 50% has a strong ability to control. If the controlling interest (the right to control) is performed excessively (opportunistic) and tends to expropriate, it is not only detrimental to the minority shareholders but also detrimental to other stakeholders. It also resulted in the weakening of the role of corporate governance. Therefore, there should be regulations related to majority ownership, for example, increase the minimum threshold for the minority ownership of listed companies in the stock market.

Disclosure of non-controlling shareholders' rights has been regulated, but the disclosure of the majority shareholder is still very limited. The shareholder structure must be expressed clearly, particularly major shareholders (ultimate shareholders), currently the shareholders reported in the financial statement is the 'surface shareholders', the ultimate owner has never been disclosed. Disclosure of ownership structure should be reported in the form of a pyramid, so they can know who the real controller, thus the right of control and cash flow can be computed. The general public (including investors) can detect the presence or absence of expropriation practices that harm certain parties.

Limitations

Researchers do not have access to the data to observe the ownership structure of the ultimate shareholders, thus it results in the limitation in measuring ownership concentration. In addition, the researchers do not have access to data on the results of Board of Commissioner meeting, so there is a limitation in the measurement of board meeting and several other variables.

REFERENCES

- [1] Abbott, L. J., S. Parker, and G. Peters. 2004. Audit committee characteristics and restatements. *Auditing: A Journal of Practice & Theory* 23 (1): 69–87.
- [2] Abdul Rahman, R. and Mohamed Ali, F.H. 2006. Board, audit committee, culture and earnings management: Malaysian evidence. *Managerial Auditing Journal* 21 (7): 783-804.
- [3] Adams, R., Hermalin, B., and Weisbach, M. 2008. The role of boards of directors in corporate governance: a conceptual framework and survey. *National Bureau of Economic*.
- [4] Adiasih, P. and Indra W. Kusuma. 2011. Manajemen Laba Pada Saat Pergantian CEO (Dirut) Di Indonesia (The earnings management At The Change of CEO in Indonesia). *Jurnal Akuntansi dan Keuangan* 13 (2): 67-79.
- [5] Ahmed, Sohail. 2013. Board of director characteristics and earnings management in Malaysia. *Journal on Business Review (GBR)* 2 (4): 94-99.
- [6] Ali, S.M., Salleh, N.M. and Hassan, M.S. 2008. Ownership structure and earnings management in Malaysian listed companies: the size effect. *Asian Journal of Business and Accounting* 1 (2): 89-116.
- [7] Almutairi, Dunn and Skantz. 2006 Audit quality and information asymmetry. <http://papers.ssrn.com/sol3/JELJOURResults.cfm?fromname=journalBrowse&journalid=845726>.
- [8] Alzoubi, Ebraheem S.S. 2012. Board characteristics and financial reporting quality among Jordanian Listed Companies: proposing conceptual framework. *Asian Journal of Finance & Accounting* 4 (1): 245-258.
- [9] Alzoubi, E.S.S; and Selamat, M.H. 2012. The Effectiveness of Corporate Governance Mechanisms on Constraining Earning Management: Literature Review and Proposed Framework. *International Journal of Global Business* 5 (1): 17-35.
- [10] Anderson, R., Mansi, S., Reeb, D. 2004. Board characteristics, accounting report integrity, and the cost of debt. *Journal of Accounting and Economics* 37 (3): 315-342.
- [11] Ardiansyah, M. and Qoyum, A. 2012. Testing the semi-strong form efficiency of Islamic Capital Market with response to information content of dividend announcement: a study in Jakarta Islamic Index. *Journal of Modern Accounting and Auditing* 8 (7): 1025-1041.
- [12] Babatunde, M.A. and O. Olaniran. 2009. The effect of internal and external mechanism on governance and performance of corporate firms in Nigeria. *Corporate Ownership & Control* 7 (2): 330-344.
- [13] Balsam, S., Krishnan, J. and Yang, J.S. 2003. Auditor industry specialization and earnings quality. *Auditing: A Journal of Practice & Theory* (September): 71-98.
- [14] Banjarmasin, Erliana. 2014. Manipulasi laporan keuangan PT Kereta Api Indonesia (PTKAI) (Manipulation of financial statements of PT Kereta Api Indonesia (PTKAI)). <https://erlianabanjarnahor19.wordpress.com/2014/06/24/manipulasi-laporan-keuangan-pt-kereta-api-indonesia-pt-kai/> Accessed February 15, 2015.

- [15] Bagus, Indro. 2010. Katarina Diduga Manipulasi Laporan Keuangan Auditan 2009. Detikfinance. Wednesday, 08/25/2010 13:31 pm.
- [16] Barton, D., Coombes, P., and Wong, S. C. Y. 2004. Asia's governance challenge. *McKinsey Quarterly* (2): 54-61.
- [17] Bedard, J. and T.H. Michelene. 1993. Expertise in auditing. *Journal of Accounting Practice & Theory* 12: 21-45.
- [18] Bedard, J., Chtourou, S. H. and Courteau, L. 2004. The effect of audit committee expertise, independence, and activity on aggressive earnings management. *Auditing: A Journal of Practice & Theory* 23: 13–35.
- [19] Chan, K., L. Chan, N. Jegadeesh, and J. Lakonishok. 2004. *Earnings quality and stock return*. Working Paper, Department of Finance, University of Illinois at Urbana-Champaign 50.
- [20] Chtourou, S. Marrakchi, Jean, Bédard, and Lucie, Courteau. 2001. Corporate governance and earnings management. Available at SSRN: <http://ssrn.com/abstract=275053>.
- [21] Claessens, S., S.Djankov. and L.H.P. Lang. 2002. Expropriation of minority shareholders in East Asian, *Journal of Finance* 57: 2741-2771 <http://ssrn.com/abstract=202390>. Accessed Desember 20, 2014.
- [22] Coles, J. L., Daniel, N. D. and Naveen, L. 2008. Boards: Does one size fit all? *Journal of Financial Economics* 87: 329-356.
- [23] Chychyla Roman, Andrew J. Leone and Miguel Minutti-Meza. 2015. Financial reporting complexity and accounting expertise. Preliminary Draft: November 6, 2015. apps.olin.wustl.edu/conf/accounting/.../leone.pdf.
- [24] Du, J. and Y. Dai. 2005. Ultimate corporate ownership and capital structures: evidence from east asian economies. *Corporate Governance*. 13 (1): 60-71.
- [25] Dwiadnyana, I K. and Jati, I K. 2014. Reaksi pasar atas manajemen laba pada pengumuman informasi laba (The market reaction of earnings management on the announcement earnings information). *E-Jurnal Akuntansi Universitas* 7 (1): 165-176.
- [26] Faccio, M. and L.H.P. Lang. 2002. The ultimate ownership of Western European Corporations, *Journal of Financial Economics* 65: 365-395.
- [27] Fama, E.F. and Jensen, M. C. 1983. Separation of Ownership and control. *Journal of Law and Economics*, 26 (June): 1-32.
- [28] Farooq O. and El Jai, H. 2012. Ownership structure and earnings management: evidence from the Casablanca Stock Exchange. *International Journal of Finance and Economics* 84: 95-104.
- [29] Fathi, Saeid; Sayyed, A., Hshemi; Zahra, F. 2011. The effect of earnings management on stock liquidity of listed companies in Tehran Stock Exchange. *Interdisciplinary Journal of Contemporary Research Business* 3 (8): 424-430.
- [30] Gul, F.A., Fung, S.Y.K., and Jaggi, B. 2009. Earnings quality: some evidence on the role of auditor tenure and auditors industry expertise. *Journal of Accounting and Economics*, 47, 265–287.
- [31] Gulzar M, Wang Z. 2011. Corporate governance characteristics and earnings management: empirical evidence from Chinese listed firms. *International Journal of Accounting and Financial Reporting* 1 (1): 133-151.
- [32] Gumanti, T. Ary. 2001. Earnings management dalam penawaran saham perdana di Bursa Efek Jakarta (Earnings management in the IPO in the Jakarta Stock Exchange). *Jurnal Riset Akuntansi Indonesia* 4 (2): 165-183.
- [33] Gumanti, T., Ary and Utami S., Elok. 2002. Bentuk pasar efisien dan pengujiannya. *Jurnal Akuntansi & Keuangan* 4 (1): 54 – 68.

- [34] Hamdan A.M., Adel M.S., and Sameh M.R.R. 2013. The impact of audit committee characteristics on the performance: evidence from Jordan. *International Management Review* 9 (1): 32-42.
- [35] Hassan U., Shedhu and Abubakar, A. 2012. Ownership structure and opportunistic accounting: a case of listed food and beverage firms in Nigeria. *International Journal of Physical and Social Sciences* 2 (7): 236-256.
- [36] Hassan U., Shehu. 2013. Financial reporting quality, does monitoring characteristics matter? an empirical analysis of Nigerian Manufacturing Sector. *The Business & Management Review* 3 (2): 147-161.
- [37] Hashim, H. A. and Devi, S. 2008^a. Board independence, CEO duality and accrual management: Malaysian evidence. *Asian Journal of Business and Accounting*, 1(1): 27-46.
- [38] Hashim, H.A. and Devi, S. 2008^b. Board characteristics, ownership structure and earnings quality: Malaysian evidence. *Research in Accounting in Emerging Economies* 8: 97-123.
- [39] Idris, Muhammad. 2015. Saham dibekukan 4 bulan, Inovisi diduga manipulasi laporan keuangan (Stocks suspended four months, Inovisi suspected manipulation of financial statements). *Detikfinance*. Monday, 05/18/2015 11:41 pm.
- [40] Iturriaga, F.J.L. and Hoffmann, P.S. 2005. Earnings management and internal mechanisms of corporate governance: empirical evidence from Chilean firms. *Corporate Ownership & Control* 3 (1): 17-29.
- [41] Jaggi, B., Leung, S., and Gul, F. A. 2009. Family control, board independence and earnings management: Evidence based on Hong Kong firms. *Journal of Accounting and Public Policy* 28 (4): 281-300.
- [42] Jaya, Tresno Eka, Tri Septiarini, Yasser Afarat. (2016). "Educational background of the board of commissioners, leverage, profitability and voluntary disclosure". *Review of Integrative and Business Reserach*. 5(2): 260-271.
- [43] JCGC. 2009. Corporate Governance Code for Shareholding Companies Listed on the Amman Stock Exchange (JCGC) http://www.jsc.gov.jo/Public/english.aspx?Lang=1&Page_Id=225&Menu_ID2=257. Accessed Oktober 18, 2013.
- [44] Kao, L and Chen, A. 2004. The effect of board of characteristics on earnings management. *Corporate Ownership & Control* 1 (3): 1-12.
- [45] Khajar, Ibnu. 2008. Pengujian efisiensi dan peningkatan efisiensi bentuk lemah Bursa Efek Indonesia pada saat dan sesudah krisis moneter pada saham-saham LQ-45 (Testing the efficiency and increase the efficiency of the weak form of the Indonesia Stock Exchange during and after the financial crisis on stocks LQ-45). *Jurnal Manajemen Teori dan Terapan* 1 (3): 144-164.
- [46] Klein, A. 2002. Audit committee, board of director characteristics, and earnings management. *Journal of Accounting and Economics* 33(3): 375-400.
- [47] Kothari S.P., Leone A.J., Wasley C.E. 2005. Performance Matched Discretionary Accrual Measures. *Journal of Accounting & Economics*. 39 (1): 1-49.
- [48] La Porta R., F.L. De Silanes, and A.Shleifer. 1999. Corporate ownership around the world. *The Journal Of Finance* 2: 471-517.
- [49] Lipton, Martin and Jay W. Lorsch. 1992. A modest proposal for improved governance. *Business Lawyer* 48 (1): 59-77.
- [50] Lo, A. W. Y., Wong, R. M. K., and Firth, M. 2010. Can corporate governance deter management from manipulating earnings? Evidence from related-party sales transactions in China. *Journal of Corporate Finance* 16 (2): 225-235.

- [51] Lorca, C., Sánchez-Ballesta, JP, García-Meca, E., 2011. Board effectiveness and cost of debt. *Journal of Business Ethics* 100 (4): 613-631.
- [52] Lukviarman. 2004. Ownership structure and firm performance: the cases of Indonesia. *Thesis*. The Degree of Doctor of Business Administration of Curtin University of Technology.
- [53] Lukviarman, Niki. 2016. *Corporate governance, menuju penguatan konseptual dan implementasi di Indonesia*. GRP Strategic. PT Era Adicitra Intermedia. Solo.
- [54] Mar'ati, S. Fudji. 2012. Analisis efisiensi pasar modal Indonesia. *Jurnal Ilmu Manajemen dan Akuntansi Terapan* 3 (2): 35-44. 35.
- [55] Metawee, A. 2013. The relationship between characteristics of audit committee, board of directors and level of earning management, Evidence from Egypt. *Journal of International Business and Finance* 6 (1): 1-34.
- [56] Monks, R. A. G., and Minow, N. 2011. *Corporate governance*: Wiley.
- [57] Nihandi, Y. B., Baghbani, S. M., and Bolouri, A. 2011. Board combination and earnings management: evidence from Iran. *Journal of Basic and Applied Scientific Research* 1 (12): 3116-3126.
- [58] Niu, F. F. 2006. Corporate governance and the quality of accounting earnings: A Canadian perspective. *International Journal of Managerial Finance* 2 (4): 302-327.
- [59] Nugroho Y.B. and Umanto, Eko. 2012. Board characteristics an earning management. *Journl of Administrative cience & Organization* 18: 1-10.
- [60] Osma, B. G., and Noguer, B. G. A. 2007. The effect of the board composition and its monitoring committees on earnings management: Evidence from Spain. *Corporate Governance: An International Review* 15 (6): 1413-1428.
- [61] Osma, B. G. 2008. Board independence and real earnings management: the case of R&D expenditure. *Corporate Governance: An International Review*, 16 (2): 116-131.
- [62] Palenzuela, VA. and MS. Mariscal. 2007. The Ultimate Controlling Owner of Spanish Commercial Banks. www.google.co.id. ssrn-id1152342 Accessed December 17, 2014.
- [63] Parsaoran, David. 2009. Skandal Manipulasi Laporan Keuangan PT. Kimia Farma Tbk. (Manipulation Scandal Financial Statements PT. Kimia Farma Tbk.) <https://davidparsaoran.wordpress.com/2009/11/04/skandal-manipulasi-laporan-keuangan-pt-kimia-farma-tbk/> Accessed Februari 14, 2015.
- [64] Person, O. 2006. Corporate governance in Thailand: what has been done since the 1997 financial crisis?. *International Journal of Disclosure and Governance* 3 (4): 288-305.
- [65] Parfet, U. William. 2000. Accounting subjectivity and earnings management: A preparer perspective. *Accounting Horizons* 14 (4): 481-488.
- [66] Prastiti, Anindyah and Wahyu M. 2013. Pengaruh karakteristik Dewan Komisaris dan Komite Audit terhadap manajemen laba (The influence of the characteristics of the Board of Commissioners and the Audit Committee to earnings management). <http://ejournal-s1.undip.ac.id/index.php/accounting> ISSN (Online): 2337-3806 2 (4): 1-12.
- [67] Ramsay I., Blair M. 1993. Ownership concentration, institutional investment and corporate governance: an empirical investigation of 100 Australian. *Melbourne University Law Review*, 19: 153-194.
- [68] Roodposhti, F. Rahnamay and Chashmi, S. A. Nabavi. 2010. The effect of board composition and ownership concentration on earnings management: evidence from Iran. *World Academy of Science, Engineering and Technology* 42: 165-171.
- [69] Rosnidah, Ida. 2008. *Pengaruh etika, kompetensi, pengalaman audit dan risiko audit dan spesialisasi auditor di bidang industri klien terhadap kualitas audit dan*

- implikasinya pada kepuasan pengguna jasa audit (survei pada Emiten terdaftar di Bursa Efek Indonesia). (The Effect of ethics, competence, experience audit and audit risk and auditor specialization in the field of industry clients on audit quality and its implications on the audit service user satisfaction (surveys on Issuers listed on the Indonesia Stock Exchange.)) Dissertation. Bandung: Program Pascasarjana Unpad. <http://ejournal.unud.ac.id>.*
- [70] Saleh, N.M., Takiah, M.I. and Rahmat, M.M. 2007. Audit committee characteristics and earnings management: evidence from Malaysia. *Asian Review of Accounting* 15: 147-163.
- [71] Sanda, A U, Mukaila, A S and Garba, T. 2005. Corporate governance mechanisms and firm financial performance in Nigeria. AERC Research Paper 149.
- [72] Sarkar, J., Sarkar, S., and Sen, K. 2008. Board of directors and opportunistic earnings management: evidence from India. *Journal of Accounting, Auditing and Finance* 23 (4). Available at SSRN: <http://ssrn.com/abstract=1318704>.
- [73] Scott, R., William. 2012. *Financial Accounting Theory*. 7th Edition Hardcover. Prentice Hall.
- [74] Sharma D. Vineeta. 2004. Board of director characteristics, institutional ownership, and fraud: evidence from Australia. *Auditing: A Journal of Practice & Theory* 23 (2): 105-117.
- [75] Shleifer, A dan Vishny, R.W., 1997. A survey of corporate governance. *Journal of Finance* 52 (2): 737-783.
- [76] Sholihin, M. and Na'im, A. 2004. Ethical judgement manajer terhadap praktik earnings management. *Jurnal Riset Akuntansi Indonesia* 7 (2): 179-191.
- [77] Siregar, S. V., and Utama, S. 2008. Type of earnings management and the effect of ownership structure, firm size, and corporate-governance practices: Evidence from Indonesia. *The International Journal of Accounting* 43 (1): 1-27.
- [78] Stein, Mike and Cadman, Brian. 2005. *Industry specialization and auditor quality in US Markets*.
- [79] Sun, Jerry and Guoping Liu. 2013. Auditor industry specialization, board governance, and earnings management. <http://scholar.uwindsor.ca/odettepub>. Accessed January 30, 2016.
- [80] Tang, M. and Xu W.C. 2007. Research on the relation between board and earnings management of listed companies (Chinese Version). *Communication of Finance and Accounting* 5: 19-25.
- [81] Tjandra, Ronowati. 2006. Pengujian efisiensi pasar setengah kuat secara informasi terhadap pengumuman inisiasi dividen (studi empiris pada perusahaan-perusahaan yang terdaftar di Bursa Efek Jakarta Periode Tahun 2000 – 2003). *Jurnal Akuntansi dan Investasi* 7 (2): 175-194.
- [82] Trainor, Joseph dan Finnegan, J. 2013. Academic expertise on corporate boards and financial reporting quality. *ASBBS Annual Conference: Las Vegas 48 February 2013*. 20 (1).
- [83] Vafeas, N. 2005. Audit committees, boards and the quality of reported earnings. *Contemporary Accounting Research* 22. (4): 1093-1121.
- [84] Varma, V. Singh., Patel A. and Naidu, D. 2009. Shareholder concentration and discretionary accruals: evidence from an emerging market. *The IUP Journal of Accounting Research and Audit Practices* 8 (2): 7-16.
- [85] Velury, U. and D.S. Jenkins. 2006. Institutional awnership and the quality of earnings. *Journal of Business Research* 59: 1043-1051.
- [86] Xie, B., Davidson III, W. N., and DaDalt, P. J., 2003. Earnings management and

- corporate governance: the role of the board and the audit committee. *Journal of Corporate Finance* 9 (3): 295-316.
- [87] Yu, F.F., 2008. Analyst coverage and earnings management. *Journal of Financial Economics* 88 (2): 245-271.

2.10 - Board-Auditor Interaction

by Leon Akbar

Submission date: 30-Jan-2020 12:29PM (UTC+0700)

Submission ID: 1248610480

File name: 2.10_-_Board-Auditor_Interaction.pdf (1.24M)

Word count: 10177

Character count: 60100

Board-Auditor Interaction and Earnings Management: The Model of Company with Concentrated Ownership

Aminul Amin
Universitas Sebelas Maret & STIE Malang Kucecwara

Djuminah
Universitas Sebelas Maret

Djoko Suhardjanto
Universitas Sebelas Maret

Sri Wahyu Agustiningsih*
Universitas Sebelas Maret & Universitas Veteran Bangun Nusantara

— *Review of* —
**Integrative
Business &
Economics**
— *Research* —

ABSTRACT

We examined the effect of the interaction between two mechanisms of governance; monitoring the Board of Commissioners and Auditor examination to earnings management practices. Based on the completeness of the data, we selected 122 manufacturing companies listed in Indonesia Stock Exchange in the period of 2011-2014. Moderating regression analysis is used to examine the impact of ownership concentration on the model of earnings management monitoring. The examination is conducted on sub-samples based on the level of ownership concentrations. This study finds four characteristics of the Board of Commissioners that influence earnings management. Three of them (independence, expertise, and size) had negative effects; the other one (meeting) have positive effect on earnings quality. The Board of Commissioners interacts with auditor's quality in monitoring earnings management, except for meeting. Monitoring the effectiveness of weakening began to limit ownership of < 20%. Increasingly leading to higher concentration levels of < 90%, The Board of Commissioners influence on earnings management is insignificant.

Keywords: Board of Commissioners, auditor's quality, ownership concentration, earnings management.

1. INTRODUCTION

We examined the the effect of the interaction between two mechanisms of governance; monitoring The Board of Commissioners and Auditor examination on the practice of earnings management. Earnings is an important element in the agency contract: planning is a bonus, debt covenants, and political cost (Scott, 2012: 307-308). The facts show that the presentation of earnings often does not describe actual profit conditions. Related earnings report, several financial scandals demonstrated company engineering financial statements. Cases in Indonesia experienced by PT. Kimia Farma (Parsaoran, 2009); PT Kereta Api Indonesia (Banjarnahor, 2014); PT Katarina Utama (Bagus, 2010); PT Inovisi Infracom (Idris, 2015), while the case in Japan experienced by Toshiba

(Mukhlisin, 2015). This phenomenon proves that the practice of financial statements manipulation by management have been performed in several companies.

Earnings management practices are performed when there is asymmetry of information. The asymmetry of information could be triggered due to capital market conditions. Indonesian capital market has a semi-strong structure (Gumanti and Utami, 2002; Tjandra, 2006; Khajar 2008; Mar'ati, 2012) . Semi-strong form market efficiency had a characteristic price reflects all relevant public information. Public information such as financial statements (profit) can be used to gain the abnormal return. The magnitude of abnormal returns is related with information asymmetry in the market (Ardiansyah and Qoyum, 2012). The parties who have access to comprehensive and quality information will receive abnormal return higher than the other party. Information held by investors, especially financial statements (profit) sometimes of poor quality, in other words it contains elements of earnings management (Gumanti, 2001; Sholihin and Na'im, 2004; Adiasih and Indra 2011, Dwiatnyana and Teak, 2014).

The asymmetry of information arising from moral hazard may encourage management opportunistic behavior which result in poor earnings management. Inappropriate earnings management is performed through hiding the actual operating performance by creating false bookkeeping or multiplying profit beyond the limits of reasonableness (Parfet, 2000). The negative impact of opportunistic earnings management is the low earning quality reported in the annual statement (Velury and Jenkins, 2006), reduce the relevance of accounting information (Habib, 2004), the decline in future earnings (Chan, Chan, Jegadeesh, and Lakonishok, 2004), and the decline in shares liquidity (Fathi, Seyyed, and Zahra, 2011).

The Board of Commissioners can perform the monitoring of financial statements to prevent the practice of opportunistic earnings management. Investors are reviewing whether capital has been invested properly, by monitoring where the regulatory process is supervised by the Board of Commissioners (Jaya, Septiarini, and Arafat, 2016). The Audit Committee, as a committee that assists the Board of Commissioners, can conduct a review on the financial information presented by the company. The review from the Audit Committee is reported to the Board of Commissioners for follow-up so that the company will presents high quality financial statements. The financial statements were presented companies need to assurance (assurance) that the financial statements presented in accordance with applicable accounting standards. According to regulations in the capital market, the guarantee is provided by external auditors who have professional competence in financial statements examination field. Two monitoring mechanisms interact with each other, the supervision by the Board of Commissioners and an examination by an external auditor. Internal mechanism is conducted by an Audit Committee that assists the Board of Commissioners, while the external mechanism runs by an external auditor (Babatunde and Olaniran, 2009).

The function of earnings management monitoring is determined by the characteristics of The Board of Commissioners. Osma (2008) finds that independent Board of Commissioners can prevents the manipulation of R & D spending. Alzoubi (2012) finds the effectiveness of monitoring conducted by the Board of Commissioners could reduce earnings management and improve the quality of financial reporting. Lo, Wong, and Firth (2010) find that companies with a higher proportion of independent commissioners, or have an audit committee with financial expertise could reduce the manipulation in transfer pricing.

The role of the Board of Commissioners monitoring is also depends on the control of large shareholders. Board of Commissioners will face a strong control of large shareholders, especially for companies with concentrated ownership. Large shareholders have an extensive control up to the management level and provide incentive to expropriate (La Porta, De Silanes, and Shleifer, 1999; Claessens, Djankov, and Lang, 2002; Faccio and Lang, 2002; Du and Dai, 2005; Palenzuela and Mariscal, 2007) . Hassan and Abubakar (2012) assert that ownership affects earnings manipulation. The higher the number of shares owned by large shareholders, the more pressure managers feel to conform to the interests of shareholders (Sanda, Mukaila, and Garba, 2005) . Concentration of ownership, beyond a certain level can lead to abuse of power, so it can be detrimental to the purpose of a company, which is maximizing the value of the company (Sanda *et al.*, 2005).

Other findings show different results, large stock holders has an incentive to monitor management (Shleifer and Vishny, 1997). The existence of large shareholders could effectively monitor management to avoid opportunistic behavior of earnings management (Roodposhti and Chashmi, 2010). Hashim and Devi (2008)^b find that concentrated share ownership by institutional investors has an interest on management monitoring because it has resources and expertise. Farooq and El Jai (2012) observe that the concentration of ownership has alignment effect that reduces manager's opportunistic behavior or entrenchment effect that increases earnings manipulation.

The above explanation shows that some financial cases related to earnings management are still occur in public companies in Indonesia. This condition is also confirmed by empirical evidence that the financial statements of public companies in Indonesia still contains an element of earnings management (Gumanti, 2001; Sholihin and Na'im, 2004; Adiasih and Indra 2011, Dwiatnyana and Teak, 2014). In accordance with good corporate governance, a monitoring mechanism has been run by the Board of Commissioners (Audit Committee) and the Auditor, but the practice of opportunistic earnings management still takes place. Do governance mechanisms performed effectively? Are there any influences of ownership? We suspect the strong influence of concentrated ownership that occurred in the majority of public companies in Indonesia to be the cause. Large shareholders had extensive control that gives incentive to expropriate, including opportunistic earnings management. This phenomenon causes the monitoring functions of the financial statements (profit and loss) to be less effective.

2. LITERATUR REVIEW AND HIPOTHESIS

The Interaction of Board Independence-Auditor Quality and Earnings Management

The study on the influence of board independence on earnings management resulted in mixed findings. The negative effect of board independence on earnings management is found by Niu (2006), Abdul-Rahman and Ali (2006), Osma and Noguera (2007), Jaggi, Leung, and Gul (2009), Lo, Wong, and Firth (2010), and Prastiti and Wahyu (2013). The research that finds the positive effect of board independence on earnings management are conducted by Saleh, Takiah, and Grace (2007) and Hashim and Devi (2008)^a. While Siregar and Main (2008) find no evidence of the relationship between independent commissioners and earnings management, this result contradict the findings from previous studies.

Based on the arguments above, it can be concluded that the majority of previous studies show that the board independence has a negative effect on earnings management, this relationship get stronger when two mechanisms are interacted, the board

independence and auditor quality. In a business environment with concentrated ownership, the negative influence of the board independence became weaker when the concentration of ownership is getting stronger, as the control shareholders also getting stronger (Jaggi and Tsui, 2007; Shleifer and Vishny, 1997). This hypothesis can be formulated as follows:

- H_{1a}** : The interaction between board independence and auditor quality negatively affect earnings management.
- H_{1b}** : The negative effect of Board independence- Auditor quality on earnings management is weaker when the concentration of ownership is higher.

The Interaction of Board Expertise-Auditor Quality and Earnings Management

The Board of Commissioners can play an effective role in improving the monitoring of earnings report by providing access to the necessary resources such as finance, governance, and specific expertise (Bedard, Chtourou, and Courteau, 2004; JCGC, 2009). Barton, Coombes, and Wong (2004: 61) state that to perform tasks effectively the Board of Commissioners must have certain capabilities and expertise, especially in finance. Study on the effect of board expertise on earnings management resulted in mixed findings. Research that shows negative effect of board expertise on earnings management are conducted by Xie, Davidson, and DaDalt (2003); Alzoubi and Selamat (2012); and Trainor and Finnegan (2013). The study that shows a positive effect on earnings management is conducted by Ahmed (2013). While Prastiti and Wahyu (2013), find that financial expertise of the Board of Commissioners has no effect on earnings management.

Based on the arguments above, it can be concluded that the majority of previous studies show negative effect of the Board expertise on earnings management, this relationship is stronger when the two mechanisms are interacted, the board expertise and auditor quality. In a business environment with concentrated ownership, the negative influence of the board expertise become weaker when the concentration of ownership is stronger, as the control shareholders also getting stronger (Jaggi and Tsui, 2007; Shleifer and Vishny, 1997). This hypothesis can be formulated as follows:

- H_{2a}** : The interaction of board expertise and auditor quality negatively affects earnings management.
- H_{2b}** : The negative effect of Board expertise-Auditor quality on earnings management is weaker while the higher concentration of ownership.

The Interaction of Board Size-Auditor Quality and Earnings Management According to Monks and Minow (2011) the larger the size of the board will able to monitor the management with more time and effort, while the small size of the Board is only able to do a little of time and effort. The researches on the influence of the board size on earnings management generate diverse result. Researches that show the negative effect of board size on earnings management are conducted by Xie *et al.* (2003); Nihandi, Baghbani, and Bolouri (2011). Yu (2008) finds that a large board size is capable of detecting earnings management. Board size is a good indicator for the monitoring and advisory / management behavior (Anderson, Mansi, and Reeb, 2004; Coles, Daniel, and Naveen, 2008).

Researches that show the positive effect of board size on earnings management are conducted by Abdulrahman and Ali (2006) and Kao and Chen (2004). Abbott *et al.* (2004) find a positive relationship between the board size and the possibility of restatement. Topak (2011) concludes that there is a difficulty in performing communication, decision making, and coordination among board members in the board with a large size. While Tang and Xu (2007) find no significant relationship between the board size and earnings management. Nugroho and Umanto (2012) find that board size does not affect earnings management practices.

Based on the arguments above, it can be concluded that the majority of previous studies show that the Board size has a negative effect on earnings management, this relationship is stronger when the two mechanisms are interacting, the board size and auditor quality. In a business environment with concentrated ownership, the negative influence of the board size become weaker when the concentration of ownership is getting stronger, as the control shareholders also getting stronger (Jaggi and Tsui, 2007; Shleifer and Vishny, 1997). This hypothesis can be formulated as follows:

- H_{3a}** : The interaction between board size and auditor quality negatively affects earnings management.
- H_{3b}** : The negative effect of interaction between the board size and auditor quality on earnings management is weaker while the concentration of ownership is higher.

The Interaction of Board Meeting-Auditor Quality and Earnings Management

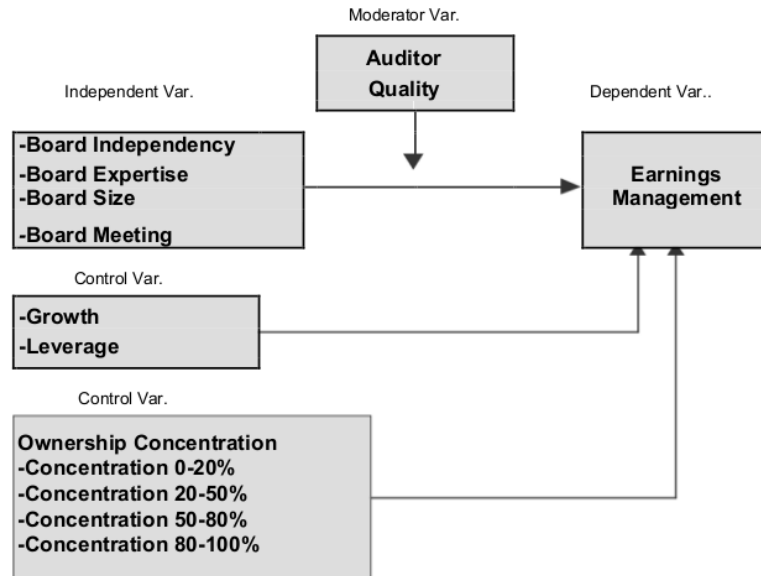
The results of previous studies show the positive influence of the board meeting on earnings management found by Gulzar and Wang (2011) and Metawee (2013), there is a positive relationship between board meetings and profit management. According to Lorca, Sanchez-Ballesta, and Garcia-Meca (2011), the board is not necessarily beneficial, because routine tasks commissioner and CEO take a lot of time, because it is necessary to define a common agenda in determining the doard meeting.

Based on the arguments above, it can be concluded that the majority of previous studies show that the board meeting has negative effect on earnings management, this relationship is stronger when two mechanisms are interacted, the board meeting and auditor quality. In a business environment with concentrated ownership, the negative influence of the board meeting become weaker when the concentration of ownership is stronger, as the control shareholders also getting stronger (Jaggi and Tsui, 2007; Shleifer and Vishny, 1997). This hypothesis can be formulated as follows:

- H_{4a}** : The interaction between board meeting and auditor quality negatively affects earnings management.
- H_{4b}** : The negative effect of interaction between board meeting and auditor quality on earnings management is weaker when the concentration of ownership is higher.

Overall development of the hypothesis can be presented in Figure 1.

Figure 1 Conceptual Framework of Research: Board-Auditor Interaction and Earnings Management



3. RESEARCH METHOD

The population of this research is manufacturing company listed in Indonesia Stock Exchange during 2011-2014 period, summed to 138 companies. Based on the data completeness, we selected 122 companies, thus the total observation is 488 (122 x 4 years). Due to the indication of outliers, we perform further selection and obtained 388 observations. We choose concentrated ownership as a research context. Ownership concentration is used as the basis to analyze the effect of monitoring effectivity. In this study we define ownership concentration as the major shareholder who own at least 20% (cut off) of the common shares (Faccio, and Lang, 2002) . The samples, in further testing, are split into five groups based on their level of concentration, the ownership concentration of < 10%, the ownership concentration of < 20%, the ownership concentration of < 50%, the ownership concentration of < 80%, the ownership concentration of < 90%.

The data is analyzed using Moderating Regression Analysis (MRA). This method is selected because there is a moderating variable in the formula, the quality of the auditor. MRA is a specific application of multiple linear regression in the regression equation which contains elements of interaction or multiplication of two or more independent variables (Ghozali, 2011: 229). The model of analysis is:

$$EM = \alpha + \beta_1 BoardIndep + \beta_2 BoardExpert + \beta_3 BoardSize + \beta_4 BoardMeet + \beta_5 Growth + \beta_6 Leverage + \beta_7 Concentration1 + \beta_8 Concentration2 + \beta_9 Concentration3 + \beta_{10} Concentration4 + \epsilon \tag{1}$$

$$EM = \alpha + \beta_1 BoardIndep + \beta_2 BoardExpert + \beta_3 BoardSize + \beta_4 BoardMeet + \tag{2}$$

$$\beta 5 \text{AudQual} + \beta 6 \text{Growth} + \beta 7 \text{Leverage} + \beta 8 \text{Concentration1} + \beta 9 \text{Concentration2} + \beta 10 \text{Concentration3} + \beta 11 \text{Concentration4} + \varepsilon$$

$$\text{EM} = \alpha + \beta 1 \text{BoardIndep} + \beta 2 \text{BoardExpert} + \beta 3 \text{BoardSize} + \beta 4 \text{BoardMeet} + \beta 5 \text{AudQual} + \beta 6 \text{BoardIndep} * \text{AudQual} + \beta 7 \text{BoardExpert} * \text{AudQual} + \beta 8 \text{BoardSize} * \text{AudQual} + \beta 9 \text{BoardMeet} * \text{AudQual} + \beta 10 \text{Growth} + \beta 11 \text{Leverage} + \beta 12 \text{Concentration1} + \beta 13 \text{Concentration2} + \beta 14 \text{Concentration3} + \beta 15 \text{Concentration4} + \varepsilon \quad (3)$$

The research variables are grouped into independent variable, dependent variable, moderating variables, and control variables. Each of these variables and measurements are presented in Table 1.

Table 1 Definition and Measurement of Variable

Board Independence	: Proportion (percentage) of the independent members of the board to the total number of board members (Siregar and Utama, 2008; Osmo, 2008; Lo, Wong, and Firth, 2010; Alzoubi, 2012).
Board Expertise	: Proportion (percentage) of board members with accounting and finance education background to the total numbers of board members (Alzoubi, 2012; Trainor and Finnegan, 2013; Prastiti and Wahyu, 2013; Chychyla, Leone, and Minutti-Meza, 2015).
Board Size	: The total number of board members of (Yu, 2008; Nihandi, Baghbani, and Bolouri, 2011; Monks and Minow, 2011; Alzoubi, 2012; Nugroho and Umanto, 2012)
Board Meeting:	: The frequency of board meetings in the first year (Xie, <i>et al.</i> , 2003; Sarkar, Sarkar, and Sen, 2008; Gulzar and Wang, 2011; Alzoubi, 2012; Metawee, 2013).
Discretionary Accruals	: $T\text{Accr}_{it} = \alpha_0 + \alpha_1(1/\text{Assets}_{i,t-1}) + \alpha_2\Delta\text{Rev}_{it} + \alpha_3\text{PPE}_{it} + \alpha_4\text{ROA}_{it} + \varepsilon_{it}$, (Kothari, Leone, and Wasley, 2005), The residual of the regression model is the discretionary accruals. This study uses the absolute value of discretionary accruals (DisAccr) as a proxy for the Earnings Management. The high discretionary accruals means the earnings management is high, and otherwise.
Auditor Quality	: Measured using the industry specialization, the ratio of market share an ratio of total assets of audited companies as a proxy (Gul, Fung, and Jaggi, 2009).
Growth	: The percentage growth in total assets (Bedard <i>et al.</i> , 2004).
Leverage	: Measured using financial leverage, the ratio of total debt on total assets as a proxy (Hamdan, Adel, and Sameh, 2013).
Ownership Concentration	: Total common stock ownership of at least 20% (cutoff) (Faccio, and Lang, 2002). The role of this variable is as a dummy variable and as a fraction sample.

4. RESEARCH FINDINGS

Data and Analysis

The analysis aims to find the effect of the main variables: board independence, board expertise, board size, board meeting on earnings management, and determine the effect of interaction between auditor quality and the board on earnings management.

Analysis also aims to determine the changes in the influence of the main variables (with the mechanism of interaction) at various levels of ownership concentration. The test aims to determine the significant value of each variable: Board of Commissioner independence, Board of Commissioner expertise, Board of Commissioner size, Board of Commissioner meeting on earnings management, with interaction or without interaction with auditor quality. The testing also aims to find the significant value of each variable at different levels of ownership concentration. The significance value is used to test the hypothesis, whether the hypothesis formulated/expressed is supported (significant) by the result or not. The results of the analysis are presented in Table 2 and Table 3.

Table 2 The Results of Interaction Model Analysis

Variable	Hip.	Exp. Sign	Main Model		Model with Interaction		Explanation
			No Interaction		Interaction		
			Σ Sample of 388		Σ Sample of 388		
			Beta	Sig.	Beta	Sig.	
Board Independency ^b	H ₁	(-)	-0.036	.474	-0.104	.072*	H1a does not supported (5%)
Board Expertise ^b	H ₂	(-)	-0.104	.037**	-0.197	.001***	H2a supported
Boar Size ^b	H ₃	(-)	-0.006	.908	-0.186	.011**	H3a supported
Board Meeting ^b	H ₄	(+)	.124	.013**	.153	.015**	H4a supported
Auditor Quality ^b		(-)	-0.030	.591	-1.233	.001***	Significant
Board Indep*Auditor Quality ^d					.337	.092*	does not moderating
Board Expert*Auditor Quality ^d					.422	.008***	moderating
Board Size*Auditor Quality ^d					.668	.000***	moderating
Board Meeting*Auditor Quality ^d					-.040	.807	does not moderating
Growth ^c		(+)	.008	.875	.003	.946	Not significant
Leverage ^c		(+)	.206	.000***	.214	.000***	Significant
Ownership Concentration 1 ^f		(+)	-.125	.014**	-.090	.077*	Significant
Ownership Concentration 2 ^f		(+)	-.056	.303	-.035	.517	Not significant
Ownership Concentration 4 ^f		(+)	-.121	.025**	-.117	.029**	Significant
R			.316		.378		
R Square			.100		.143		
Adj. R Square			.076		.111		
F			4.190		4.441		
Sig.			.000***		.000***		
EM	= α + β1 BoardIndep + β2BoardExpert + β3BoardSize + β4BoardMeet + β5AudQual + β6BoardIndep*AudQual + β7BoardExpert*AudQual + β8BoardSize*AudQual + β9BoardMeet*AudQual + β10Growth+ β11Leverage + β12Concentration1 + β13Concentration2 + β14Concentration3 + β15Concentration4 + ε						

***level of significant 0.01; ** level of significant 0.05; * level of significant 0.10

a. Dependent: Earnings Management

b. Independent (Predictors): Board Independency, Board Expertise, Board Size, Board Meeting

c. Moderator/Interaction: Auditor Quality

d. Interaction (Indep dan Moderator): BoardIndep*AudQual, BoardExpert*AudQual, BoardSize*AudQual, BoardMeet*AudQual

e. Control (Predictors): Growth, Leverage

f. Dummy of Ownership Concentration: Ownership Concentration 1 = 0 - 20% is 1, others 0; Ownership Concentration 2 = 20 - 50% is 1, others 0; Ownership Concentration 3 = 50 - 80% is 1, others 0; Ownership Concentration 4 = 80 - 100% is 1, others 0.

Table 2 The Analysis of Interaction Model at Various Levels of Concentration Results

Variable	Exp. Sign	Total Sample		Sample < 10%		Sample < 20%		Sample < 50%		Sample < 80%		Sample < 90%	
		Σ Beta	Sig.	Σ Beta	Sig.	Σ Beta	Sig.	Σ Beta	Sig.	Σ Beta	Sig.	Σ Beta	Sig.
Board Independence ^b	(-)	-1,233	.001***	-1,233	.001***	-1,194	.001***	-1,525	.000***	-1,408	.081*	-2,823	.059*
Board Expertise ^b	(-)	-197	.001***	-197	.001***	-184	.003***	-162	.023**	-180	.208	.078	.763
Boar Size ^b	(-)	-186	.011**	-186	.011**	-218	.003***	-122	.198	.094	.572	-.089	.839
Board Meeting ^b	(+)	.153	.015**	.153	.015**	.143	.027**	.126	.091*	.118	.449	-.014	.972
Auditor Quality ^c	(-)	-1,233	.001***	-1,233	.001***	-1,194	.001***	-1,525	.000***	-1,408	.081*	-2,823	.059*
Board Indep*Auditor Quality ^d		.337	.092*	.337	.092*	.352	.090*	.434	.087*	.823	.077*	1.194	.261
Board Expert*Auditor Quality ^d		.422	.008***	.422	.008***	.374	.023**	.407	.026*	-.084	.868	.716	.273
Board Size*Auditor Quality ^d		.668	.000***	.668	.000***	.663	.000***	.690	.002***	.563	.175	.732	.440
Board Meeting*Auditor Quality ^d		-.040	.807	-.040	.807	-.021	.901	.182	.382	.253	.568	.600	.255
Growth ^e	(+)	.003	.946	.003	.946	.027	.592	.057	.333	.164	.120	.479	.025**
Leverage ^e	(+)	.214	.000***	.214	.000***	.245	.000***	.279	.000***	-.028	.819	.047	.853
R		.316		.316		.348		.392		.456		.679	
R Square		.100		.100		.121		.154		.208		.461	
Adj. R Square		.076		.076		.093		.118		.092		.178	
F		4.190		4.190		4.411		4.321		1.793		1.631	
Sig.		.000***		.000***		.000***		.000**		.070*		.161	

***level of significant 0.01; ** level of significant 0.05; * level of significant 0.10

- a. Dependent: Earnings Management
- b. Independent (Predictors): Board Independence, Board Expertise, Board Size, Board Meeting
- c. Moderator/Interaction: Auditor Quality
- d. Interaction (Indep dan Moderator): BoardIndep*AudQual, BoardExpert*AudQual, BoardSize*AudQual, BoardMeet*AudQual
- e. Control (Predictors): Growth, Leverage
- f. Split Sample: Ownership Concentration 1 (cutoff 10%), Ownership Concentration 2 (cutoff 20%), Ownership Concentration 3 (cutoff 50%), Ownership Concentration 4 (cutoff 80%), Ownership Concentration 4 (cutoff 90%)

Table 3 Summary of Hypotheses Testing and Analysis

Hip	Statement	Test Results
H _{1a}	The interaction between board independence-(no interaction) auditor quality negatively affects earnings management.	not supported (No evidence) at the level of 5% a. Main: beta (β) = -.104; sig. = .072*; b. Interaction: beta (β) = .337; sig. = .092* (Table 1)
H _{1b}	The negative effect of interaction between board independence-auditor quality on earnings management is weaker when the concentration of ownership is higher.	supported (evidence found) the higher the concentration levels (< 20%), the weaker the effect: 1. <u>Concentration 1 (cut off 10%):</u> beta (β) = -.197; sig. = .001*** 2. <u>Concentration 2 (cut off 20%):</u> beta (β) = -.094; sig. = .012** 3. <u>Concentration 3 (cut off 50%):</u> beta (β) = -.115; sig. = .118 (not significant) 4. <u>Concentration 4 (cut off 80%):</u> beta (β) = -.187; sig. = .137 (not significant) 5. <u>Concentration 5 (cut off 90%):</u> beta (β) = -.152; sig. = .614 (not significant) (Table 2)
H _{2a}	The interaction between board expertise-auditor quality negatively affects earnings management.	supported (evidence found): a. Main: beta (β) = -.197; sig. = .001***; b. Interaction: beta (β) = .422; sig. = .008*** (Table 1)
H _{2b}	The negative effect of interaction between board expertise-auditor quality on earnings management is weaker when the concentration of ownership is higher.	support (evidence found) the higher the concentration levels (<50%), the weaker the effect: 1. <u>Concentration 1 (cut off 10%):</u> beta (β) = -.197; sig. = .001*** 2. <u>Concentration 2 (cut off 20%):</u> beta (β) = -.184; sig. = .003*** 3. <u>Concentration 3 (cut off 50%):</u> beta (β) = -.162; sig. = .023** 4. <u>Concentration 4 (cut off 80%):</u> beta (β) = -.180; sig. = .208 (not significant) 5. <u>Concentration 5 (cut off 90%):</u> beta (β) = .078; sig. = .763 (not significant) (Table 2)

Continued Table 3

Hip	Statement	Test Results
H _{3a}	The interaction between board size-auditor quality negatively affects earnings management.	supported (evidence found): Main: beta (β) = -.186; sig = .011** Interaction: beta (β) = .668; sig = .000*** (Table 1)
H _{3b}	The negative effect of interaction between board size-auditor quality on earnings management is weaker the concentration of ownership is higher.	supported (evidence found) the higher the concentration levels (<20%), the weaker the effect: 1. <u>Concentration 1 (cut off 10%):</u> beta (β) = -.186; sig. = .011** 2. <u>Concentration 2 (cut off 20%):</u> beta (β) = -.218; sig. = .003*** 3. <u>Concentration 3 (cut off 50%):</u> beta (β) = -.122; sig. = .198 (not significant) 4. <u>Concentration 4 (cut off 80%):</u> beta (β) = .094; sig. = .572 (not significant) 5. <u>Concentration 5 (cut off 90%):</u> beta (β) = -.089; sig.= .839 (not significant) (Tabel 4.15)
H _{4a}	The interaction between board meeting-auditor quality negatively affects earnings management.	Rejected (No evidence) at the level of 5% (no interaction) Main: beta (β) .153; sig=.015** Interaction: beta (β)= -.040; sig=.807 (Tabel 1)
H _{4b}	The negative effect of interaction between board meeting-auditor quality on earnings management is weaker when the concentration of ownership is higher.	supported (evidence found) higher concentration levels (<20%), the effect of the weaker: 1. <u>Concentration 1 (cut off 10%):</u> beta (β)= .153; sig=.015** 2. <u>Concentration 2 (cut off 20%):</u> beta (β)= .143; sig=.027** 3. <u>Concentration 3 (cut off 50%):</u> beta (β)= .126; sig=.091 (not significant) 4. <u>Concentration 4 (cut off 80%):</u> beta (β)= .118; sig=.449 (not significant) 5. <u>Concentration 5 (cut off 90%):</u> beta (β)= -.014; sig=.972 (not significant) (Tabel 2)

DISCUSSION

The Effect of Board of Commissioners on Earnings Management and the Interaction with Quality Auditor

The effectiveness of monitoring depends on various characteristics possessed by the board. The results of previous studies concluded that the effectiveness of the board in monitoring financial reporting (profit) is multidimensional and is influenced by a variety of

characteristics, which include independence (Osma, 2008), financial expertise (Bedard, Chtourou, and Courteau, 2004), size (Klein, 2002); the number of meetings (Xie, *et al.*, 2003; Adams, Hermalin, and Weisbach, 2008).

The analysis showed that the board characteristics affects earnings management, the effect is stronger when the variable interacts with auditor quality. Board of commissioner characteristics that negatively affect earnings management is a skill and size, while meeting has a positive effect. The Board independence has no effect on earnings management (but significant at the 10% level).

The Effect of Board Independence on Earnings Management and the Interaction with Auditor Quality

The analysis showed that the board independence has no effect on earnings management. The results of this study contradict the research conducted by Fama and Jensen (1983); Sharma (2004); Abdul-Rahman and Ali (2006); Osma and Nogue (2007); Osma (2008); Jaggi *et al.* (2009); Lo, Wong, and Firth (2010); and Prastiti and Wahyu (2013) who concluded that board independence negatively affects earnings management. While the finding from Siregar and Utama (2008) supports the results of this study, there is no evidence of an association independent commissioner with earnings management. While research conducted by Hashim and Devi (2008)^a finds evidence but with opposite sign, that there is a positive relationship of independent directors on earnings management. This result on board independence effect still provides mixed finding presumably because the independence of the board is difficult to observe directly. Researchers generally only able to observe this variable from the indicators that appeared on the surface, for example, the absence of working relationship between the commissioners and the company, in addition to his position as commissioner. Researchers do not have access to observe the actual relationship between the commissioners with the company owners, especially for a company that has an extensive network with another company (holding company). The research conducted by Siregar and Utama (2008), has similar characteristics with this study, so the results confirm each other.

Operationally, the task of monitoring (supervision) the implementation of financial statements is handed over to the Audit Committee, although one of the committee is appointed as the head of the Audit Committee. Audit Committee has a closer position to the monitoring of financial statement, thus they has direct relationship with the implementation of financial statement. The Board of Commissioners received a report on the review of financial statements (profit) from the Audit Committee. The follow-up of the report from the Audit Committee is highly dependent on the decision of the Board of Commissioners, the possibility is whether there will be a follow-up or not, or even delay in follow-up. Thus, Audit Committee has direct effect on the monitorin of earning management, in which the head of the Audit Committee also appointed as independent commissioner.

The Effect of Board Expertise on Earnings Management and the Interaction with Auditor Quality

The results of this study prove that the financial and accounting expertise of Board of Commissioner members has negative effect on earnings management, both before or after the interaction auditor quality. These results are in line with the opinion of Chtourou, Bedard, and Courteau (2001); Bedard *et al.* (2004); and JCGC (2009). The results also support findings of several previous studies. Findings from Xie *et al.* (2003) show that earnings management rarely occurs in companies that are monitored by the Board of Commissioners who have financial education backgrounds. Alzoubi and Selamat (2012)

find that Board of Commissioners with education background in finance has a negative effect on earnings management. Trainor and Finnegan (2013) find that a company with Board of Commissioners members who has an academic background (accounting and finance) has lower discretionary accruals.

This study also proved that the quality of auditors strengthen the influence of financial expertise of board members on earnings management. The interaction between financial and / or accounting expertise of board members with auditor quality is proven further strengthen the effectiveness of monitoring. The larger the number of board members who have financial and / or accounting expertise, the easier for them to interact with the auditors. Board members who have education background similar to the auditors will facilitate the communication concerning the financial reporting process (profit). These interactions can be a review of financial reporting activities (profit) together with the Audit Committee and auditors. This kind of interaction is proven to improve the effectiveness of earnings management monitoring.

The Effect of Board Size on Earnings Management and the Interaction with Auditor Quality

The results of this study prove that the size of the board negatively affects earnings management. This effect of the size of the Board to earnings management is significant both before and after interacting with auditor quality. The results of this study are consistent with the findings from Anderson *et al.* (2004); Persons (2006); Coles *et al.* (2008); and Monks and Minow (2011) that the size of the board determine the effectiveness of earnings management monitoring. Findings from Klein (2002) also supports that the effectiveness of monitoring is positively related to the size of the board because of its ability to distribute the workload. Yu (2008) finds that the small size of the board is more prone to failure in detecting the earnings management. This finding also shows implicitly that small size board tends to be easily influenced by management or dominant shareholders, while the large board size is more capable to monitor the actions of management. Xie *et al.* (2003) find a negative relationship between the size of the board and earnings management.

The results of this study contradict the result of research conducted by Abdulrahman and Ali (2006) and Kao and Chen (2004), they find a positive relationship between the size of the board and earnings management. Abbott *et al.* (2004) also find a positive relationship between the size of the board with the possibility of restatement. Topak (2011) concludes that the large size of the board is more difficult to perform communication, decision-making, and coordination between members of the board.

This research also proves that the auditor quality strengthen the influence of the size of the board on earnings management. The interaction between the size of the board with auditor quality is proven further strengthen the effectiveness of monitoring. The larger the number of board members provide more opportunity to interact with the auditors, because it allows distribution of tasks, especially to members of the board who has financial / accounting expertise. These interactions can be either a review of financial reporting (profit) together with the Audit Committee and auditors. This kind of interaction is proven to improve the effectiveness of earnings management monitoring.

The Effect of Board Meeting on Earnings Management and the Interaction with Auditor Quality

The results of this study are generally contrary to the findings of previous researches. This research proves that the board meeting has a positive effect on earnings management. The effect of board meetings is only significant when the interaction with

auditor quality is absent. This result proves that the board meeting never or involving few auditors, the auditors have more intensive interaction with the Audit Committee in reviewing the financial statements (profit). Board obtains reports on the meeting with the auditors from the Audit Committee, the board does not interact directly with the auditors, including the process of auditor selection, which is handed to the Audit Committee.

Board meeting has negative effect on earnings management. This shows that the more frequent the board holds a meeting, the higher the earnings management. We assume that this phenomenon is related with the effectiveness of the meeting. Board meetings usually discuss things that are strategic, while technical issues such as examining the financial statements are handed over to the Audit Committee. The Audit Committee provides report of their review on financial report to the Board of Commissioners. Whether the reports are presented in the forum of board meeting or in other forums, the researchers did not have the access for the data. Therefore the researchers explanation concerns the Board meeting because a positive effect on earnings management is not supported.

Some researchers support the results of this study. The research conducted by Gulzar and Wang (2011) find a positive relationship between board meetings and earnings management. Metawee (2013) also find a positive relationship between the board meeting and earnings management. Board meeting is not necessarily beneficial, because commissioner and CEO routine tasks take a lot of time, and it is necessary to define a common agenda in the board meeting (Lorca, Sanchez-Ballesta, and Garcia-Meca, 2011).

This study contradicts the research conducted by Lipton and Lorsch (1992), that the Board of Commissioners meet frequently are more likely to solve the company's problems effectively. According Vafeas (1999), the more frequent the board meetings, the more effective the monitoring function. They find evidence that the company that has less frequent board meeting experiences the decline in the monitoring of earning management. Xie *et al.* (2003) find that when board meetings are rarely carried out, issues such as earnings management may not be a priority because it has a little time. The number of board meetings significantly and negatively related to earnings management.

The Effect of Board of Commissioners on Earnings Management and the Interaction with Auditor Quality based on the Level of Concentration of Ownership

The role of the Board of Commissioners on monitoring earnings management is influenced by the business environment in Indonesia, which has the characteristics of concentrated ownership (La Porta, De Silanes, and Shleifer 1999; Claessens, Djankov, and Lang 2002; Lukviarman, 2004). Ownership concentration is likely to have wide powers of control, even at management level. Companies with concentrated ownership can be affected by a conflict of interests between majority and minority shareholders. Large shareholders may exercise the right of control to create a private benefit, sometimes expropriate minority shareholders. Large shareholders can impose personal preferences, even preference which runs contrary to the minority shareholders (Shleifer and Vishny, 1997). Therefore, shareholders are likely to interfere in the management, and may encourage managers to engage in earnings management in order to maximize the private benefits (Jaggi and Tsui, 2007). Managers fear the negative impact of a decrease in the performance of the majority shareholder, so they have a strong motivation to engage in earnings management. The concentration of ownership has more incentive to manage earnings because the expected benefits exceed the costs of holding equity monitoring (Ramsy and Blair, 1993).

On the other hand, the concentration of ownership can reduce agency costs by improving monitoring and reducing the free-rider problem (Shleifer and Vishny, 1997). Ali, Salleh, and Hassan (2008) and Iturriaga and Hoffmann (2005) find that the concentration of

ownership reduces manager discretionary behavior. Large shareholder can effectively monitor management to avoid opportunistic behavior of earnings management (Roodposhti and Chashmi, 2010) . Hashim and Devi (2008)^b find that concentrated ownership by institutional investors attract monitoring because it has resources and expertise. Farooq and El Jai (2012) observe that the concentration of ownership has alignment effect that reduces manager opportunistic behavior or entrenchment effect that increases earnings manipulation.

At the level of ownership concentration < 20%, the effect of board independence and board size on earnings management is significantly weaker. At the level of ownership concentration < 50%, the effect of board expertise on earnings management is significantly weaker. At the level of ownership concentration < 20%, the effect of board meeting on earnings management without interacting with the quality of auditors is significantly weaker.

The results of this study prove that the higher the level of ownership concentration, further weakening the influence of board characteristics on earnings management. Researchers find that starting from the ownership concentration of < 20%, the effect of board characteristics on monitoring earnings management is significantly weaker. When the concentration of ownership is increasing and reaches near < 90%, the effect of board characteristics on earnings management become insignificant. The results of this study are supported by the findings of previous studies that the concentration of large shareholders tends to have wide powers of control, even at management level. Research conducted by Varma, Patel, and Naidu (2009) find that companies with a high concentration of ownership tend to favor managers to select accounting methods that is profitable for the company.

These results also show the weakening of board characteristics effect on earnings management, also followed by the shift in the sign of significance. Board independence and board expertise that have a negative effect on earnings managements at lower concentration levels show different effect at higher concentration levels (positive effect on earnings management) . While the size of the Board of positive and negative changes in the level of concentration of < 80% and < 90%. Board meeting influence on earnings management turned negative at the higher concentration level, where previously (lower concentration levels) this variable has a positive effect.

The results of this study find that auditor quality consistently has a negative effect on earnings management, although the concentration of ownership becomes higher. This indicates that the auditor specialized in industry (auditor quality), is not affected by the level of ownership concentration. The results also indicate that the specialized auditor reflects qualified auditor. The results of previous studies support this conclusion. Balsam, Krishnan, and Yang (2003), find that the auditor specialized in certain industry is related with audit quality. Stein and Cadman (2005) state that auditors who specialized in the industry will provide high-quality audit. Audit quality will improved if the auditor who conducts the examination has specialized in the field of industry (Almutairi, Dunn, and Skantz, 2006). Rosnidah (2010) explains that the auditor who has experience in the examination of a client's industry type obtains technical training and continuously develops skills through education and training, they will be more qualified auditor. Sun and Guoping (2013) argue that the industry specialist auditors may restrict earnings management not only through financial audit but also through interaction with the internal governance mechanisms.

5. CONCLUSIONS AND

CONTRIBUTIONS Conclusions

The board independence has no effect on earnings management. Financial expertise and size of the board negatively affect earnings management. The greater the proportion of board members who have financial and/or accounting expertise increase the effectivity of earnings management monitoring. The greater the number of board members the more effective the earnings management monitoring is. The board meeting has positive effect on earnings management. The more frequent the meetings conducted by the board further improve earnings management, it is thought to relate to the effectiveness of the meeting. The board interacts with the auditor quality in earnings management monitoring. This shows that a qualified auditor will strengthen monitoring function of earnings management. Monitoring function will be more effective when there is interaction with the expertise and the size of the Board of Commissioners.

The concentration level of ownership has an impact on the effectiveness of monitoring. The weakening of monitoring effectiveness begins at the concentration of ownership of < 20%. The increase of ownership concentration at nearly < 90%, causes the effect of board characteristics on earnings management become insignificant. This shows that the higher the ownership concentration weakens the monitoring role of the board on earnings management. This study also find that auditor quality has consistent negative effect on earnings management, although the level of ownership concentration get higher. This indicates that the auditor specialized in a certain industry (which describes the quality of auditors) are not affected by the level of ownership concentration.

Contributions

The application of agency theory initially assumes that that ownership is dispersed, then for the business environment with a high concentration of ownership (such as in Indonesia), the application of assumptions should change. Changes in these assumptions will have an impact on empirical testing methods in research. The ownership structure is a part of the monitoring system in the concept of governance, but ownership with a particular concentration level can weaken monitoring. The weakening of of monitoring effectiveness confirms the presence of entrenchment effects because of the high level of concentration of ownership.

While in practice, the majority ownership exceeding 50% has a strong ability to control. If the controlling interest (the right to control) is performed excessively (opportunistic) and tends to expropriate, it is not only detrimental to the minority shareholders but also detrimental to other stakeholders. It also resulted in the weakening of the role of corporate governance. Therefore, there should be regulations related to majority ownership, for example, increase the minimum threshold for the minority ownership of listed companies in the stock market.

Disclosure of non-controlling shareholders' rights has been regulated, but the disclosure of the majority shareholder is still very limited. The shareholder structure must be expressed clearly, particularly major shareholders (ultimate shareholders), currently the shareholders reported in the financial statement is the 'surface shareholders', the ultimate owner has never been disclosed. Disclosure of ownership structure should be reported in the form of a pyramid, so they can know who the real controller, thus the right of control and cash flow can be computed. The general public (including investors) can detect the presence or absence of expropriation practices that harm certain parties.

Limitations

Researchers do not have access to the data to observe the ownership structure of the ultimate shareholders, thus it results in the limitation in measuring ownership concentration. In addition, the researchers do not have access to data on the results of Board of Commissioner meeting, so there is a limitation in the measurement of board meeting and several other variables.

REFERENCES

- [1] Abbott, L. J., S. Parker, and G. Peters. 2004. Audit committee characteristics and restatements. *Auditing: A Journal of Practice & Theory* 23 (1): 69–87.
- [2] Abdul Rahman, R. and Mohamed Ali, F.H. 2006. Board, audit committee, culture and earnings management: Malaysian evidence. *Managerial Auditing Journal* 21 (7): 783-804.
- [3] Adams, R., Hermalin, B., and Weisbach, M. 2008. The role of boards of directors in corporate governance: a conceptual framework and survey. *National Bureau of Economic*.
- [4] Adiasih, P. and Indra W. Kusuma. 2011. Manajemen Laba Pada Saat Pergantian CEO (Dirut) Di Indonesia (The earnings management At The Change of CEO in Indonesia). *Jurnal Akuntansi dan Keuangan* 13 (2): 67-79.
- [5] Ahmed, Sohail. 2013. Board of director characteristics and earnings management in Malaysia. *Journal on Business Review (GBR)* 2 (4): 94-99.
- [6] Ali, S.M., Salleh, N.M. and Hassan, M.S. 2008. Ownership structure and earnings management in Malaysian listed companies: the size effect. *Asian Journal of Business and Accounting* 1 (2): 89-116.
- [7] Almutairi, Dunn and Skantz. 2006 Audit quality and information asymmetry. <http://papers.ssrn.com/sol3/JELJOURResults.cfm?fromname=journalBrowse&journalid=845726>.
- [8] Alzoubi, Ebraheem S.S. 2012. Board characteristics and financial reporting quality among Jordanian Listed Companies: proposing conceptual framework. *Asian Journal of Finance & Accounting* 4 (1): 245-258.
- [9] Alzoubi, E.S.S; and Selamat, M.H. 2012. The Effectiveness of Corporate Governance Mechanisms on Constraining Earning Management: Literature Review and Proposed Framework. *International Journal of Global Business* 5 (1): 17-35.
- [10] Anderson, R., Mansi, S., Reeb, D. 2004. Board characteristics, accounting report integrity, and the cost of debt. *Journal of Accounting and Economics* 37 (3): 315-342.
- [11] Ardiansyah, M. and Qoyum, A. 2012. Testing the semi-strong form efficiency of Islamic Capital Market with response to information content of dividend announcement: a study in Jakarta Islamic Index. *Journal of Modern Accounting and Auditing* 8 (7): 1025-1041.
- [12] Babatunde, M.A. and O. Olaniran. 2009. The effect of internal and external mechanism on governance and performance of corporate firms in Nigeria. *Corporate Ownership & Control* 7 (2): 330-344.
- [13] Balsam, S., Krishnan, J. and Yang, J.S. 2003. Auditor industry specialization and earnings quality. *Auditing: A Journal of Practice & Theory* (September): 71-98.
- [14] Banjarnahor, Erliana. 2014. Manipulasi laporan keuangan PT Kereta Api Indonesia (PTKAI) (Manipulation of financial statements of PT Kereta Api Indonesia (PTKAI)). <https://erlianabanjarnahor19.wordpress.com/2014/06/24/manipulasi-laporan-keuangan-pt-kereta-api-indonesia-pt-kai/> Accessed February 15, 2015.

- [15] Bagus, Indro. 2010. Katarina Diduga Manipulasi Laporan Keuangan Auditan 2009. Detikfinance. Wednesday, 08/25/2010 13:31 pm.
- [16] Barton, D., Coombes, P., and Wong, S. C. Y. 2004. Asia's governance challenge. *McKinsey Quarterly* (2): 54-61.
- [17] Bedard, J. and T.H. Michelene. 1993. Expertise in auditing. *Journal of Accounting Practice & Theory* 12: 21-45.
- [18] Bedard, J., Chtourou, S. H. and Courteau, L. 2004. The effect of audit committee expertise, independence, and activity on aggressive earnings management. *Auditing: A Journal of Practice & Theory* 23: 13-35.
- [19] Chan, K. L. Chan, N. Jegadeesh, and J. Lakonishok. 2004. *Earnings quality and stock return*. Working Paper, Department of Finance, University of Illinois at Urbana-Champaign 50.
- [20] Chtourou, S. Marrakchi, Jean, Bédard, and Lucie, Courteau. 2001. Corporate governance and earnings management. Available at SSRN: <http://ssrn.com/abstract=275053>.
- [21] Claessens, S., S.Djankov. and L.H.P. Lang. 2002. Expropriation of minority shareholders in East Asian, *Journal of Finance* 57: 2741-2771 <http://ssrn.com/abstract=202390>. Accessed Desember 20, 2014.
- [22] Coles, J. L., Daniel, N. D. and Naveen, L. 2008. Boards: Does one size fit all? *Journal of Financial Economics* 87: 329-356.
- [23] Chychyla Roman, Andrew J. Leone and Miguel Minutti-Meza. 2015. Financial reporting complexity and accounting expertise. Preliminary Draft: November 6, 2015. apps.olin.wustl.edu/conf/accounting/.../leone.pdf.
- [24] Du, J. and Y. Dai. 2005. Ultimate corporate ownership and capital structures: evidence from east asian economies. *Corporate Governance*. 13 (1): 60-71.
- [25] Dwiadnyana, I K. and Jati, I K. 2014. Reaksi pasar atas manajemen laba pada pengumuman informasi laba (The market reaction of earnings management on the announcement earnings information). *E-Jurnal Akuntansi Universitas* 7 (1): 165-176.
- [26] Faccio, M. and L.H.P. Lang. 2002. The ultimate ownership of Western European Corporations, *Journal of Financial Economics* 65: 365-395.
- [27] Fama, E.F. and Jensen, M. C. 1983. Separation of Ownership and control. *Journal of Law and Economics*, 26 (June): 1-32.
- [28] Farooq O. and El Jai, H. 2012. Ownership structure and earnings management: evidence from the Casablanca Stock Exchange. *International Journal of Finance and Economics* 84: 95-104.
- [29] Fathi, Saeid; Sayyed, A., Hshemi; Zahra, F. 2011. The effect of earnings management on stock liquidity of listed companies in Tehran Stock Exchange. *Interdisciplinary Journal of Contemporary Research Business* 3 (8): 424-430.
- [30] Gul, F.A., Fung, S.Y.K., and Jaggi, B. 2009. Earnings quality: some evidence on the role of auditor tenure and auditors industry expertise. *Journal of Accounting and Economics*, 47, 265-287.
- [31] Gulzar M, Wang Z. 2011. Corporate governance characteristics and earnings management: empirical evidence from Chinese listed firms. *International Journal of Accounting and Financial Reporting* 1 (1): 133-151.
- [32] Gumanti, T. Ary. 2001. Earnings management dalam penawaran saham perdana di Bursa Efek Jakarta (Earnings management in the IPO in the Jakarta Stock Exchange). *Jurnal Riset Akuntansi Indonesia* 4 (2): 165-183.
- [33] Gumanti, T., Ary and Utami S., Elok. 2002. Bentuk pasar efisien dan pengujiannya. *Jurnal Akuntansi & Keuangan* 4 (1): 54 – 68.

- [34] Hamdan A.M., Adel M.S., and Sameh M.R.R. 2013. The impact of audit committee characteristics on the performance: evidence from Jordan. *International Management Review* 9 (1): 32-42.
- [35] Hassan U., Shedhu and Abubakar, A. 2012. Ownership structure and opportunistic accounting: a case of listed food and beverage firms in Nigeria. *International Journal of Physical and Social Sciences* 2 (7): 236-256.
- [36] Hassan U., Shehu. 2013. Financial reporting quality, does monitoring characteristics matter? an empirical analysis of Nigerian Manufacturing Sector. *The Business & Management Review* 3 (2): 147-161.
- [37] Hashim, H. A. and Devi, S. 2008^a. Board independence, CEO duality and accrual management: Malaysian evidence. *Asian Journal of Business and Accounting*, 1(1): 27-46.
- [38] Hashim, H.A. and Devi, S. 2008^b. Board characteristics, ownership structure and earnings quality: Malaysian evidence. *Research in Accounting in Emerging Economies* 8: 97-123.
- [39] Idris, Muhammad. 2015. Saham dibekukan 4 bulan, Inovisi diduga manipulasi laporan keuangan (Stocks suspended four months, Inovisi suspected manipulation of financial statements). *Detikfinance*. Monday, 05/18/2015 11:41 pm.
- [40] Iturriaga, F.J.L. and Hoffmann, P.S. 2005. Earnings management and internal mechanisms of corporate governance: empirical evidence from Chilean firms. *Corporate Ownership & Control* 3 (1): 17-29.
- [41] Jaggi, B., Leung, S., and Gul, F. A. 2009. Family control, board independence and earnings management: Evidence based on Hong Kong firms. *Journal of Accounting and Public Policy* 28 (4): 281-300.
- [42] Jaya, Tresno Eka, Tri Septiarini, Yasser Afarat. (2016). "Educational background of the board of commissioners, leverage, profitability and voluntary disclosure". *Review of Integrative and Business Reserach*. 5(2): 260-271.
- [43] JCGC. 2009. Corporate Governance Code for Shareholding Companies Listed on the Amman Stock Exchange (JCGC) <http://www.jsc.gov.jo/Public/english.aspx?Lang=1&Page Id=225&Menu ID2=257>. Accessed Oktober 18, 2013.
- [44] Kao, L and Chen, A. 2004. The effect of board of characteristics on earnings management. *Corporate Ownership & Control* 1 (3): 1-12.
- [45] Khajar, Ibnu. 2008. Pengujian efisiensi dan peningkatan efisiensi bentuk lemah Bursa Efek Indonesia pada saat dan sesudah krisis moneter pada saham-saham LQ-45 (Testing the efficiency and increase the efficiency of the weak form of the Indonesia Stock Exchange during and after the financial crisis on stocks LQ-45). *Jurnal Manajemen Teori dan Terapan* 1 (3): 144-164.
- [46] Klein, A. 2002. Audit committee, board of director characteristics, and earnings management. *Journal of Accounting and Economics* 33(3): 375-400.
- [47] Kothari S.P., Leone A.J., Wasley C.E. 2005. Performance Matched Discretionary Accrual Measures. *Journal of Accounting & Economics*. 39 (1): 1-49.
- [48] La Porta R., F.L. De Silanes, and A.Shleifer. 1999. Corporate ownership around the world. *The Journal Of Finance* 2: 471-517.
- [49] Lipton, Martin and Jay W. Lorsch. 1992. A modest proposal for improved governance. *Business Lawyer* 48 (1): 59-77.
- [50] Lo, A. W. Y., Wong, R. M. K., and Firth, M. 2010. Can corporate governance deter management from manipulating earnings? Evidence from related-party sales transactions in China. *Journal of Corporate Finance* 16 (2): 225-235.

- [51] Lorca, C., Sánchez-Ballesta, JP, García-Meca, E., 2011. Board effectiveness and cost of debt. *Journal of Business Ethics* 100 (4): 613-631.
- [52] Lukviarman. 2004. Ownership structure and firm performance: the cases of Indonesia. *Thesis*. The Degree of Doctor of Business Administration of Curtin University of Technology.
- [53] Lukviarman, Niki. 2016. *Corporate governance, menuju penguatan konseptual dan implementasi di Indonesia*. GRP Strategic. PT Era Adicitra Intermedia. Solo.
- [54] Mar'ati, S. Fudji. 2012. Analisis efisiensi pasar modal Indonesia. *Jurnal Ilmu Manajemen dan Akuntansi Terapan* 3 (2): 35-44. 35.
- [55] Metawee, A. 2013. The relationship between characteristics of audit committee, board of directors and level of earning management, Evidence from Egypt. *Journal of International Business and Finance* 6 (1): 1-34.
- [56] Monks, R. A. G., and Minow, N. 2011. *Corporate governance*: Wiley.
- [57] Nihandi, Y. B., Baghbani, S. M., and Bolouri, A. 2011. Board combination and earnings management: evidence from Iran. *Journal of Basic and Applied Scientific Research* 1 (12): 3116-3126.
- [58] Niu, F. F. 2006. Corporate governance and the quality of accounting earnings: A Canadian perspective. *International Journal of Managerial Finance* 2 (4): 302-327.
- [59] Nugroho Y.B. and Umanto, Eko. 2012. Board characteristics an earning management. *Journl of Administrative ciencia & Organization* 18: 1-10.
- [60] Osma, B. G., and Noguer, B. G. A. 2007. The effect of the board composition and its monitoring committees on earnings management: Evidence from Spain. *Corporate Governance: An International Review* 15 (6): 1413-1428.
- [61] Osma, B. G. 2008. Board independence and real earnings management: the case of R&D expenditure. *Corporate Governance: An International Review*, 16 (2): 116-131.
- [62] Palenzuela, VA. and MS. Mariscal. 2007. The Ultimate Controlling Owner of Spanish Commercial Banks. www.google.co.id_ssrn-id1152342 Accessed December 17, 2014.
- [63] Parsaoran, David. 2009. Skandal Manipulasi Laporan Keuangan PT. Kimia Farma Tbk. (Manipulation Scandal Financial Statements PT. Kimia Farma Tbk.) <https://davidparsaoran.wordpress.com/2009/11/04/skandal-manipulasi-laporan-keuangan-pt-kimia-farma-tbk/> Accessed Februari 14, 2015.
- [64] Person, O. 2006. Corporate governance in Thailand: what has been done since the 1997 financial crisis?. *International Journal of Disclosure and Governance* 3 (4): 288-305.
- [65] Parfet, U. William. 2000. Accounting subjectivity and earnings management: A preparer perspective. *Accounting Horizons* 14 (4): 481-488.
- [66] Prastiti, Anindyah and Wahyu M. 2013. Pengaruh karakteristik Dewan Komisaris dan Komite Audit terhadap manajemen laba (The influence of the characteristics of the Board of Commissioners and the Audit Committee to earnings management). <http://ejournal-s1.undip.ac.id/index.php/accounting> ISSN (Online): 2337-3806 2 (4): 1-12.
- [67] Ramsay I., Blair M. 1993. Ownership concentration, institutional investment and corporate governance: an empirical investigation of 100 Australian. *Melbourne University Law Review*, 19: 153-194.
- [68] Roodposhti, F. Rahnamay and Chashmi, S. A. Nabavi. 2010. The effect of board composition and ownership concentration on earnings management: evidence from Iran. *World Academy of Science, Engineering and Technology* 42: 165-171.
- [69] Rosnidah, Ida. 2008. *Pengaruh etika, kompetensi, pengalaman audit dan risiko audit dan spesialisasi auditor di bidang industri klien terhadap kualitas audit dan*

- implikasinya pada kepuasan pengguna jasa audit (survei pada Emiten terdaftar di Bursa Efek Indonesia.)* (The Effect of ethics, competence, experience audit and audit risk and auditor specialization in the field of industry clients on audit quality and its implications on the audit service user satisfaction (surveys on Issuers listed on the Indonesia Stock Exchange.)) Dissertation. Bandung: Program Pascasarjana Unpad. <http://ejournal.unud.ac.id>.
- [70] Saleh, N.M., Takiah, M.I. and Rahmat, M.M. 2007. Audit committee characteristics and earnings management: evidence from Malaysia. *Asian Review of Accounting* 15: 147-163.
- [71] Sanda, A U, Mukaila, A S and Garba, T. 2005. Corporate governance mechanisms and firm financial performance in Nigeria. AERC Research Paper 149.
- [72] Sarkar, J., Sarkar, S., and Sen, K. 2008. Board of directors and opportunistic earnings management: evidence from India. *Journal of Accounting, Auditing and Finance* 23 (4). Available at SSRN: <http://ssrn.com/abstract=1318704>.
- [73] Scott, R., William. 2012. *Financial Accounting Theory*. 7th Edition Hardcover. Prentice Hall.
- [74] Sharma D. Vineeta. 2004. Board of director characteristics, institutional ownership, and fraud: evidence from Australia. *Auditing: A Journal of Practice & Theory* 23 (2): 105-117.
- [75] Shleifer, A dan Vishny, R.W., 1997. A survey of corporate governance. *Journal of Finance* 52 (2): 737-783.
- [76] Sholihin, M. and Na'im, A. 2004. Ethical judgement manajer terhadap praktik earnings management. *Jurnal Riset Akuntansi Indonesia* 7 (2): 179-191.
- [77] Siregar, S. V., and Utama, S. 2008. Type of earnings management and the effect of ownership structure, firm size, and corporate-governance practices: Evidence from Indonesia. *The International Journal of Accounting* 43 (1): 1-27.
- [78] Stein, Mike and Cadman, Brian. 2005. *Industry specialization and auditor quality in US Markets*.
- [79] Sun, Jerry and Guoping Liu. 2013. Auditor industry specialization, board governance, and earnings management. <http://scholar.uwindsor.ca/odettepub>. Accessed January 30, 2016.
- [80] Tang, M. and Xu W.C. 2007. Research on the relation between board and earnings management of listed companies (Chinese Version). *Communication of Finance and Accounting* 5: 19-25.
- [81] Tjandra, Ronowati. 2006. Pengujian efisiensi pasar setengah kuat secara informasi terhadap pengumuman inisiasi dividen (studi empiris pada perusahaan-perusahaan yang terdaftar di Bursa Efek Jakarta Periode Tahun 2000 – 2003). *Jurnal Akuntansi dan Investasi* 7 (2): 175-194.
- [82] Trainor, Joseph dan Finnegan, J. 2013. Academic expertise on corporate boards and financial reporting quality. *ASBBS Annual Conference: Las Vegas 48 February 2013*. 20 (1).
- [83] Vafeas, N. 2005. Audit committees, boards and the quality of reported earnings. *Contemporary Accounting Research* 22. (4): 1093-1121.
- [84] Varma, V. Singh., Patel A. and Naidu, D. 2009. Shareholder concentration and discretionary accruals: evidence from an emerging market. *The IUP Journal of Accounting Research and Audit Practices* 8 (2): 7-16.
- [85] Velury, U. and D.S. Jenkins. 2006. Institutional ownership and the quality of earnings. *Journal of Business Research* 59: 1043-1051.
- [86] Xie, B., Davidson III, W. N., and DaDalt, P. J., 2003. Earnings management and

- corporate governance: the role of the board and the audit committee. *Journal of Corporate Finance* 9 (3): 295-316.
- [87] Yu, F.F., 2008. Analyst coverage and earnings management. *Journal of Financial Economics* 88 (2): 245-271.

2.10 - Board-Auditor Interaction

ORIGINALITY REPORT

20%

SIMILARITY INDEX

16%

INTERNET SOURCES

11%

PUBLICATIONS

6%

STUDENT PAPERS

MATCH ALL SOURCES (ONLY SELECTED SOURCE PRINTED)

1%

★ Submitted to Pace University

Student Paper

Exclude quotes Off

Exclude bibliography Off

Exclude matches Off

2.10 - Board-Auditor Interaction

GRADEMARK REPORT

FINAL GRADE

/0

GENERAL COMMENTS

Instructor

PAGE 1

PAGE 2

PAGE 3

PAGE 4

PAGE 5

PAGE 6

PAGE 7

PAGE 8

PAGE 9

PAGE 10

PAGE 11

PAGE 12

PAGE 13

PAGE 14

PAGE 15

PAGE 16

PAGE 17

PAGE 18

PAGE 19

PAGE 20

PAGE 21

PAGE 22

LEMBAR
HASIL PENILAIAN SEJAWAT SEBIDANG ATAU *PEER REVIEW*
KARYA ILMIAH : **JURNAL ILMIAH***

- Judul Karya Ilmiah (artikel) : Board-Auditor Interaction and Earnings Management : The Model of Company with Concentrated Ownership
- Jumlah Penulis : 4 Orang (Aminul Amin, Djuminah, **Djoko Suhardjanto**, Sri Wahyu A)
- Status Pengusul : ~~Penulis pertama~~ / penulis ke 3/ ~~penulis korespondensi~~**
- Identitas Jurnal Ilmiah :
- a. Nama Jurnal : **Review of Integrative Business and Economics**
 - b. Nomor ISSN : **2304-1013 (Online); 2414-6722 (Print)**
 - c. Volume, nomor, bulan, tahun : **Vol. 6, Issue 3, 2017**
 - d. Penerbit : **GMP Press & Printing**
 - e. DOL artikel (jika ada) :
 - f. Alamat web Jurnal : http://buscompress.com/uploads/3/4/9/8/34980536/riber_6-3_a17-208_217-238.pdf
 - g. Terindeks di Scimagojr/Thomson Reuter ISI knowledge atau di.....**
- Kategori Publikasi Jurnal Ilmiah (beri ✓ pada kategori yang tepat) :
- Jurnal Ilmiah Internasional / Internasional bereputasi.**
 - Jurnal Ilmiah Nasional Terakreditasi
 - Jurnal Ilmiah Nasional/Nasional terindeks di DOAJ, CABI, COPERNICUS**

Hasil Penilaian *Peer Review* :

Komponen Yang Dinilai	Nilai Maksimal Jurnal Ilmiah 20			Nilai Akhir Yang Diperoleh
	Internasional/Internasional bereputasi** <input type="checkbox"/>	Nasional Terakreditasi <input type="checkbox"/>	Nasional *** <input type="checkbox"/>	
a. Kelengkapan unsur isi artikel (10%)	2			2
b. Ruang lingkup dan kedalaman pembahasan (30%)	6			5
c. Kecukupan dan kemutakhiran data/informasi dan metodologi (30%)	6			5
d. Kelengkapan unsur dan kualitas terbitan/jurnal (30%)	6			6
Total = (100%)	20			18
Nilai Pengusul = (40% x 18) / 3 = 2,4 (Penulis Ketiga)				

Catatan Penilaian artikel oleh Reviewer :

a. Kelengkapan dan kesesuaian unsur isi artikel :

Struktur penulisan artikel sudah lengkap. Isi artikel juga sudah sesuai dengan standar publikasi di jurnal internasional.

b. Ruang lingkup dan kedalaman pembahasan :

Ruang lingkup artikel sudah sesuai dengan focus and scope jurnal. Artikel ini membahas tentang mekanisme corporate governance dan manajemen laba. Oleh karena itu, topik tersebut relevan dengan ruang lingkup jurnal dan sesuai dengan bidang ilmu akuntansi. Pembahasan penelitian juga sudah mencakup aspek teoritis dan empiris. Kedalaman pembahasan juga sudah terlihat dari diskusi tentang implikasi hasil penelitian.

c. Kecukupan dan pemutakhiran data/informasi dan metodologi :

Data yang digunakan sudah mutakhir. Teknik sampling dan metode analisis data sudah sesuai dengan tujuan penelitian.

d. Kelengkapan unsur dan kualitas terbitan :

Jurnal tersebut termasuk kategori jurnal internasional. Hal tersebut terlihat dari keanggotaan editor dan reviewer yang berasal dari berbagai negara. Selain itu, penulisnya juga berasal dari beberapa negara yang berbeda.

e. Indikasi Plagiat :

Similarity Index 20%

f. Kesesuaian bidang ilmu :

Tema penelitian sesuai dengan bidang ilmu akuntansi.

Surakarta, **19 JUN 2020**

Bb. Sutopo

Prof. Dr. Bambang Sutopo.,M.Com.,Ak

NIP. 195206101988031002

Jabatan : Guru Besar

Pangkat, Gol Ruang : Pembina Utama / IV/e

Unit Kerja : Fakultas Ekonomi dan Bisnis

Bidang Ilmu : Akuntansi

*Dinilai oleh dua Reviewer secara terpisah

**Coret yang tidak perlu

***Nasional/terindeks di DOAJ,CABI,Copernicus

LEMBAR
HASIL PENILAIAN SEJAWAT SEBIDANG ATAU PEER REVIEW
KARYA ILMIAH : JURNAL ILMIAH*

- Judul Karya Ilmiah (artikel) : Board-Auditor Interaction and Earnings Management : The Model of Company with Concentrated Ownership
- Jumlah Penulis : 4 Orang (Aminul Amin, Djuminah, **Djoko Suhardjanto**, Sri Wahyu A)
- Status Pengusul : ~~Penulis pertama~~ / penulis ke 3/ ~~penulis korespondensi~~**
- Identitas Jurnal Ilmiah :
- Nama Jurnal : **Review of Integrative Business and Economics**
 - Nomor ISSN : **2304-1013 (Online); 2414-6722 (Print)**
 - Volume, nomor, bulan, tahun : **Vol. 6, Issue 3, 2017**
 - Penerbit : **GMP Press&Printing**
 - DOL artikel (jika ada) :
 - Alamat web Jurnal : http://buscompress.com/uploads/3/4/9/8/34980536/riber_6-3_a17-208_217-238.pdf
 - Terindeks di Scimagojr/Thomson Reuter ISI knowledge atau di.....**
- Kategori Publikasi Jurnal Ilmiah (beri ✓ pada kategori yang tepat)
- Jurnal Ilmiah Internasional / Internasional bereputasi.**
- Jurnal Ilmiah Nasional Terakreditasi
- Jurnal Ilmiah Nasional/Nasional terindeks di DOAJ, CABI, COPERNICUS**


Hasil Penilaian Peer Review :

Komponen Yang Dinilai	Nilai Maksimal Jurnal Ilmiah 20			Nilai Akhir Yang Diperoleh
	Internasional/ Internasional bereputasi** <input type="checkbox"/>	Nasional Terakreditasi <input type="checkbox"/>	Nasional *** <input type="checkbox"/>	
a. Kelengkapan unsur isi artikel (10%)	2			2
b. Ruang lingkup dan kedalaman pembahasan (30%)	6			5
c. Kecukupan dan kemutakhiran data/informasi dan metodologi (30%)	6			5
d. Kelengkapan unsur dan kualitas terbitan/jurnal (30%)	6			6
Total = (100%)	20			18
Nilai Pengusul = (40% x 18) / 3 = 2,4 (Penulis Ketiga)				

Catatan Penilaian artikel oleh Reviewer :

- Kelengkapan dan kesesuaian unsur isi artikel :
Isi artikel sudah lengkap dan memenuhi standar publikasi jurnal internasional. Kelengkapan unsur isi tersebut dibuktikan dari struktur penulisan yang sistematis mulai dari pendahuluan, perumusan hipotesis, metode penelitian, hasil analisis dan simpulan.
- Ruang lingkup dan kedalaman pembahasan :
Tema penelitian tentang corporate governance dan earnings management sudah sesuai dengan ruang lingkup jurnal dan bidang ilmu akuntansi. Pembahasan hasil penelitian juga sudah detail dan mendalam baik secara teori maupun praktik.
- Kecukupan dan pemutakhiran data/informasi dan metodologi :
Kecukupan dan kemutakhiran data sudah terpenuhi dengan baik. Teknik sampling dan metode analisis data juga sudah tepat dan sesuai dengan tujuan penelitian.
- Kelengkapan unsur dan kualitas terbitan :
Hasil penelusuran di laman jurnal menunjukkan bahwa kelengkapan unsur dan kualitas jurnal sudah sesuai dengan kategori jurnal internasional. Selain itu, jurnal tersebut juga sudah terindeks di data base internasional.
- Indikasi Plagiat :
Similarity Index 20%.
- Kesesuaian bidang ilmu :
Sesuai dengan bidang ilmu akuntansi.

Surakarta,



Prof. Dr. Rahmawati, M.Si, Ak
NIP. 196804011993032001
Jabatan : Guru Besar
Pangkat, Gol Ruang : Pembina Utama Madya / IV/d
Unit Kerja : Fakultas Ekonomi dan Bisnis
Bidang Ilmu : Akuntansi